

**ZA45J**  
**Parts Manual**

**ZOOMLION INTELLIGENT ACCESS MACHINERY CO.,LTD.**

Add:Tengfei Road 997, Wangcheng District, Changsha, Hunan,PRC

Zip Code:410200

E-mail:awm@zoomlion.com

Tel:400-800-0157



**ZOOMLION**



**ZOOMLION**

ZA45J  
PARTS MANUAL

2020.8 B



---

## Foreword

---

Zoomlion appreciates your choice of our machine for your application. This manual must be read and understood in its entirety before operating the machine.

This manual introduces you parts assembly and significant technical specs in detail for working efficiency improving. Keep this manual properly at all times for looking up.

Do not attempt to service and repair the machine if you do not read and understand this manual. If there is any doubt, please consult local service team for troubleshooting. Zoomlion AWP Machinery Company does not take the consequence of wrong maintenance.

This manual should be considered a permanent part of your machine and should remain with the machine at all times. When transferring this machine, be sure to transfer this manual to the transferee.

The content is under intellectual property protection, permission is required for a copy or other application.

There might be some tiny differences in details between your machine and the upgraded one due to the continuous improving. For clarification, questions, or additional information regarding any portions of this manual, Contact Zoomlion AWP Machinery.

Our company reserves the right to modify this manual as technical improvement without notice.

Thank you for your trust and support for Zoomlion products!

Zoomlion Intelligent Access Machinery Co.,Ltd.

## Contents

Foreword.....	I
Content .....	II
<b>Chapter 1 Work Platform.....</b>	<b>1-1</b>
Work Platform 00773400110000000.....	1-1
<b>Chapter 2 Boom.....</b>	<b>2-1</b>
Jib 00773400210000000.....	2-1
Upper Boom Assembly 00773400300000000.....	2-3
Cable Track 00773400700000000.....	2-7
Tower Boom Assembly 00773400400000000.....	2-9
<b>Chapter 3 Turntable.....</b>	<b>3-1</b>
Turntable 00773400830000000.....	3-1
Hoods 00773401100000000.....	3-11
Counterweight 00773401000000000.....	3-13
Swing Mechanism 00773400900000000.....	3-15
<b>Chapter 4 Chassis.....</b>	<b>4-1</b>
Chassis Assembly 00773402810000000.....	4-1
<b>Chapter 5 Power System.....</b>	<b>5-1</b>
Exhaust System 00773400110000000.....	5-1
Intake System 00773400108000000.....	5-3
Cooling System 00773407130600000.....	5-5
Fuel System 00773407130400000.....	5-9
Engine 00773407130200000.....	5-11
<b>Chapter 6 Hydraulic System .....</b>	<b>6-1</b>
Hydraulic Oil Tank Assembly 00773405200200000.....	6-1
Hydraulic Pump Assembly 00773405200400000.....	6-3
Drive Motor Assembly 00773405200600000.....	6-5
Drive Shunt Valve Assembly 00773405200800000.....	6-7
Drive Control Valve Assembly 00773405201000000.....	6-9

## Contents

Platform Select Valve Assembly 00773405201200000 .....	6-11
Low Pressure Filter Assembly 00773405201400000 .....	6-13
Main Valve Assembly 00773405201600000 .....	6-15
Auxiliary Pump Assembly 00773405202000000 .....	6-17
Level Select Valve Assembly 00773405202200000 .....	6-19
Telescoping Select Valve Assembly 00773405202400000 .....	6-21
Manifold Block Assembly 00773405202600000 .....	6-23
Lower Level Cylinder Balance Valve Assembly 00773405202800000 .....	6-25
Upper Level Cylinder Balance Valve Assembly 00773405203000000 .....	6-27
Jib Cylinder Balance Valve Assembly 00773405203200000 .....	6-29
Main Boom Cylinder Balance Valve Assembly 00773405203400000 .....	6-31
Tower Boom Cylinder Valve Assembly 00773405203600000 .....	6-33
Telescope Cylinder Balance Valve Assembly 00773405203800000 .....	6-35
High Pressure Filter Assembly 00773405204200000 .....	6-37
<b>Chapter 7 Electrical System .....</b>	<b>7-1</b>
Turntable Cable Bundles 00773406220410000 .....	7-1
ECU Cable Bundles 00773406220420000 .....	7-3
Boom Cable Bundles 00773406200430000 .....	7-5
Platform Cable Bundles 00773406220440000/Cable Track 00773406200610000 .....	7-7
Power Line 00773406220450000 .....	7-9





# **ZOOMLION**

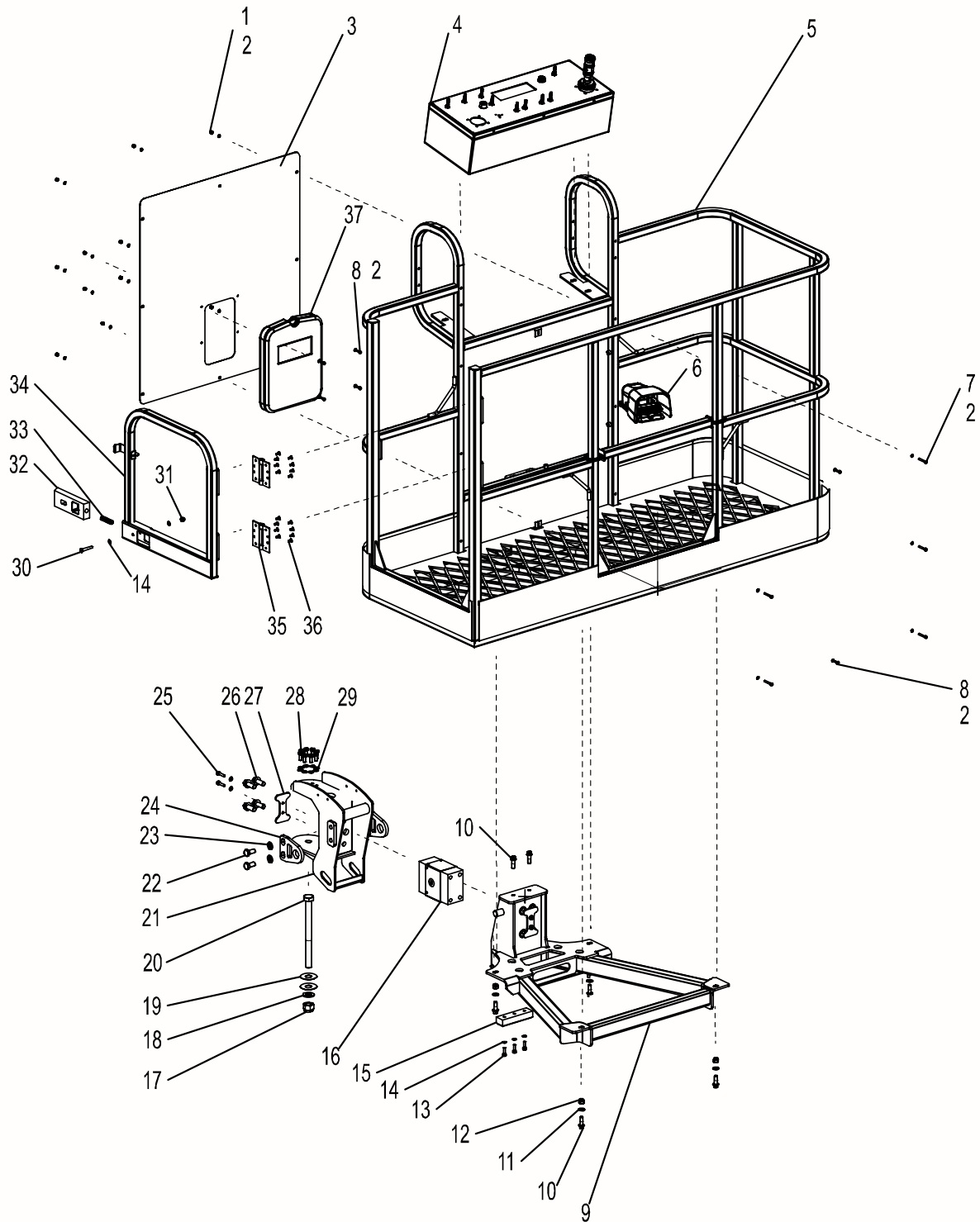
**Parts Manual**

**Section 1 Work Platform**



## Work Platform 0077340011000000

WORK PLATFORM

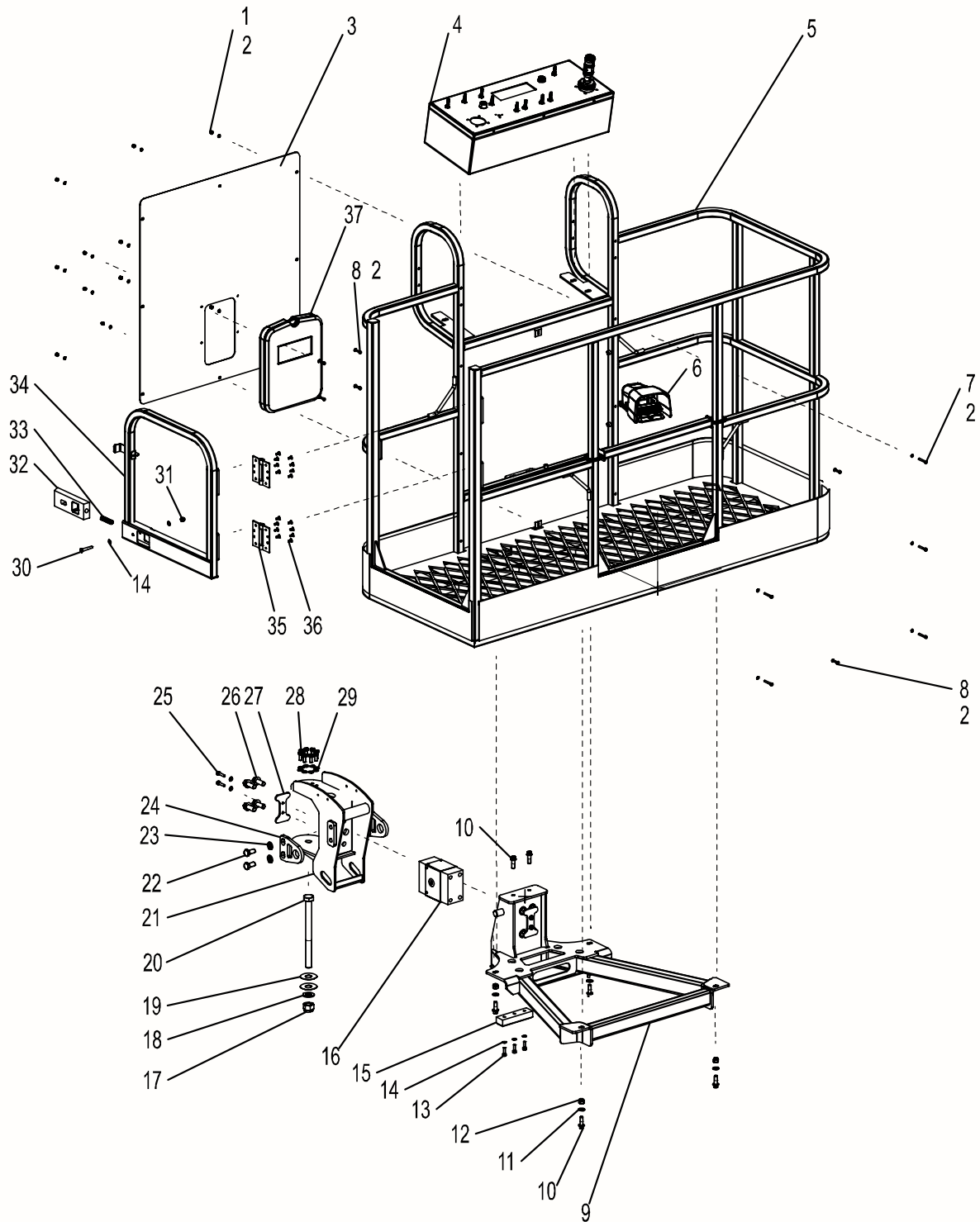


## Work Platform 00773400110000000

No.	Material Code	Description & Specification	Number of Units	Remark
1	1040201902	Nut M6-6	12	GB/T802
2	1040300771	Washer 6-200HV	24	GB/T97.1
3	00773400100201010	Baffle I	1	
4	00773406200210000	Platform Console Box Assembly	1	
5	00773400100210000	Platform Weldment	1	
6	1020521022	Footswitch	1	
7	1040102773	Screw M6×40-8.8	6	GB/T70.1
8	1040102774	Screw M6×15-8.8	6	GB/T70.1
9	00773400100420000	Tray Weldment	1	
10	1040004556	Bolt M12×35-8.8	6	GB/T16674.1
11	1040302490	Washer 12-200HV	4	GB/T97.1
12	1040201899	Nut M12-8	4	GB/T889.1
13	1040102036	Screw M8×25-10.9-DKL	3	GB/T70.1
14	1040301515	Washer 8-200HV	3	GB/T97.1
15	00773400100401040	Cushion Block	1	
16	1021404016	Load Cell	1	
17	1040201901	Nut M24-10	1	GB/T889.1
18	1040301511	Washer 24-200HV	1	GB/T97.1
19	00773400100401030	Adjustable Pad	2	
20	1040004505	Bolt M24×280-10.9	1	GB/T5782
21	00773400110410000	Rotator Mount	1	
22	1040003324	Bolt M16×30-10.9-DKL	4	GB/T5783
23	1040301016	Washer 16-300HV	4	GB/T97.1
24	00773400110401010	Plate, Protect II	2	
25	1040004619	Bolt M8×35-8.8	4	GB/T5783
26	1040301515	Washer 8-200HV	7	GB/T97.1
27	00773400100401020	Plate, Clamp	2	
28	1040004033	Bolt M10×25-10.9	8	GB/T5783
29	1040301020	Washer 10-300HV	8	GB/T97.1
30	1040004596	Bolt M8×50-8.8	1	GB/T5782
31	1040201880	Nut M8-6	1	GB/T802
32	00773400100201020	Key Cylinder	1	
33	00775600101801020	Spring	1	

## Work Platform 0077340011000000

WORK  
PLATFORM



**Work Platform 00773400110000000**

No.	Material Code	Description & Specification	Number of Units	Remark
34	00773400100230000	Swing Gate	1	
35	1101000138	Reset Hinge	2	CL158-4
36	1040102646	Screw M6×12-8.8	16	GB/T70.3
37	1999904986	Manual Storage 355×280×55	1	ZJ1145029



# ZOOMLION

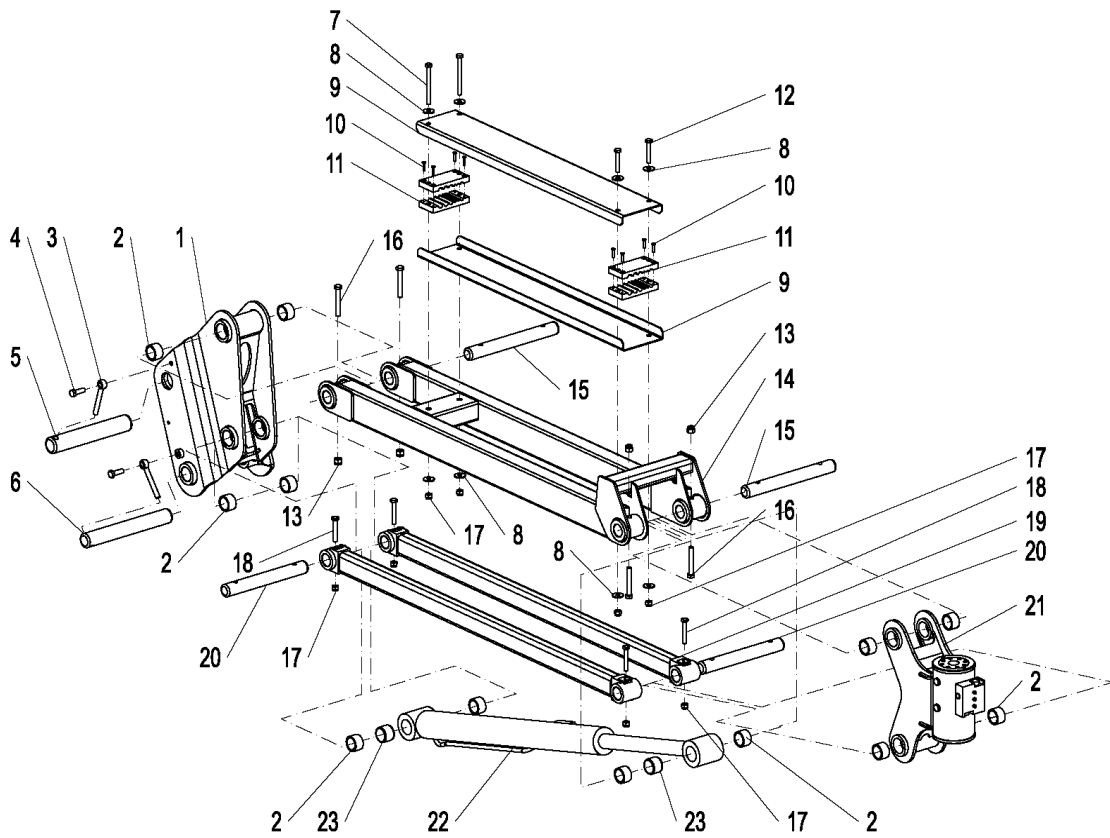
Parts Manual

Section 2 Boom



### Jib 0077340021000000

BOOM



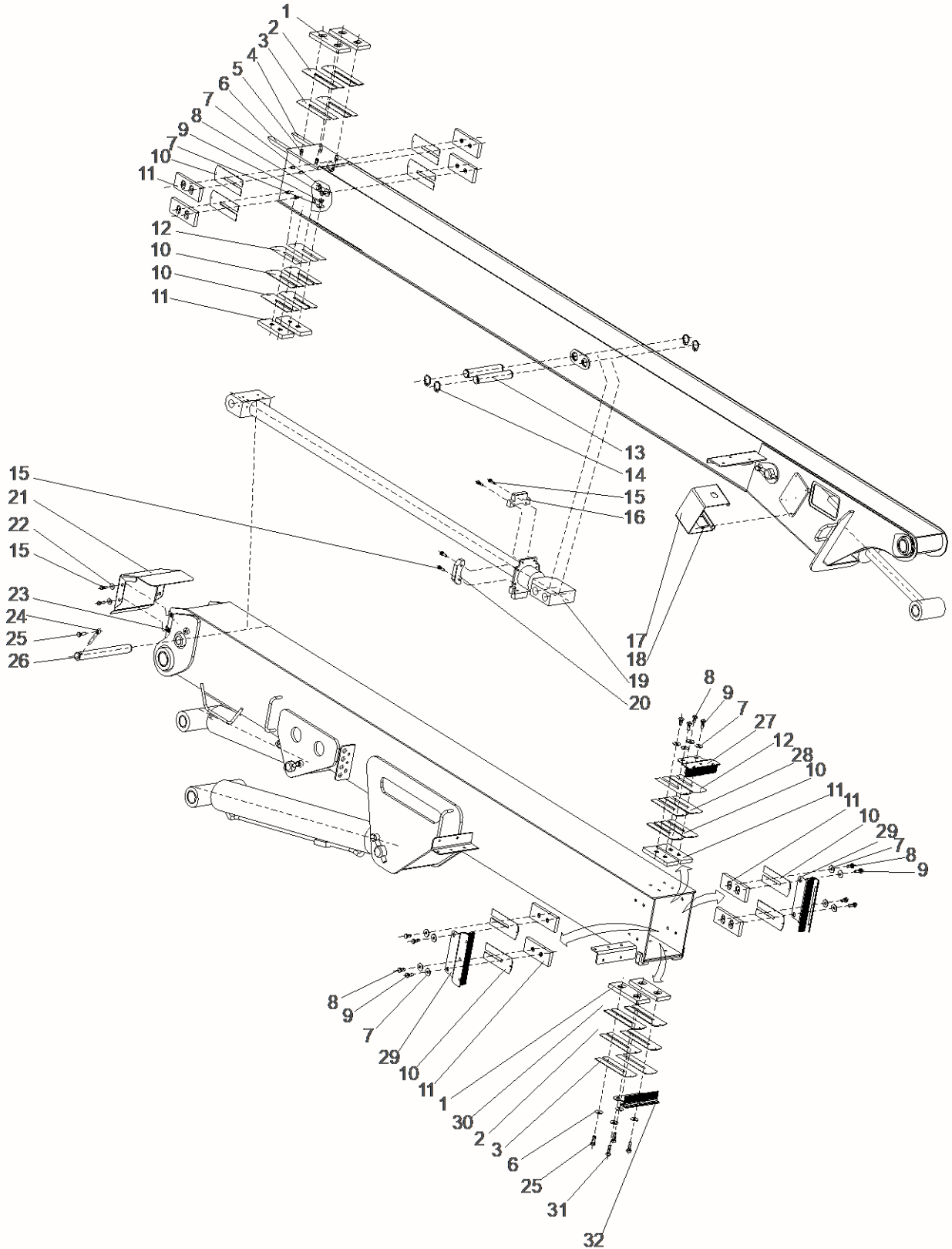


## Jib 0077340021000000

No.	Material Code	Description & Specification	Number of Units	Remark
1	00773400210200000	Pivot, Jib	1	
2	00773400200001010	Bearing	12	
3	00773400200001070	Stop Pin	2	
4	1040002437	Bolt M12×35-8.8	2	GB/T5783
5	00773400200001060	Pin	1	
6	00773400200001050	Pin	1	
7	1040004658	Bolt M10×110-8.8	2	GB/T5782
8	1040302519	Washer 10-140HV	8	GB/T96.1
9	00773400200001080	Cover	2	
10	1040102785	Screw M5×25-8.8	8	GB/T70.3
11	00773400200001090	Block, Clamp	4	
12	1040004535	Bolt M10×60-8.8	2	GB/T5782
13	1040200507	Nut M12-8	4	GB/T889.1
14	00773400200400000	Upper Linkage	1	
15	00773400200001030	Pin	2	
16	1040004657	Bolt M12×80-8.8	4	GB/T5782
17	1040200145	Nut M10-8	8	GB/T889
18	1040004656	Bolt M10×65-8.8	4	GB/T5782
19	00773400200600000	Lower Linkage	2	
20	00773400200001040	Pin	2	
21	1010201471	Rotary Actuator	1	L20-08-180
22	00773400201000000	Jib Cylinder	1	
23	00773400200001100	Spacer	2	

## Upper Boom Assembly 0077340030000000

BOOM

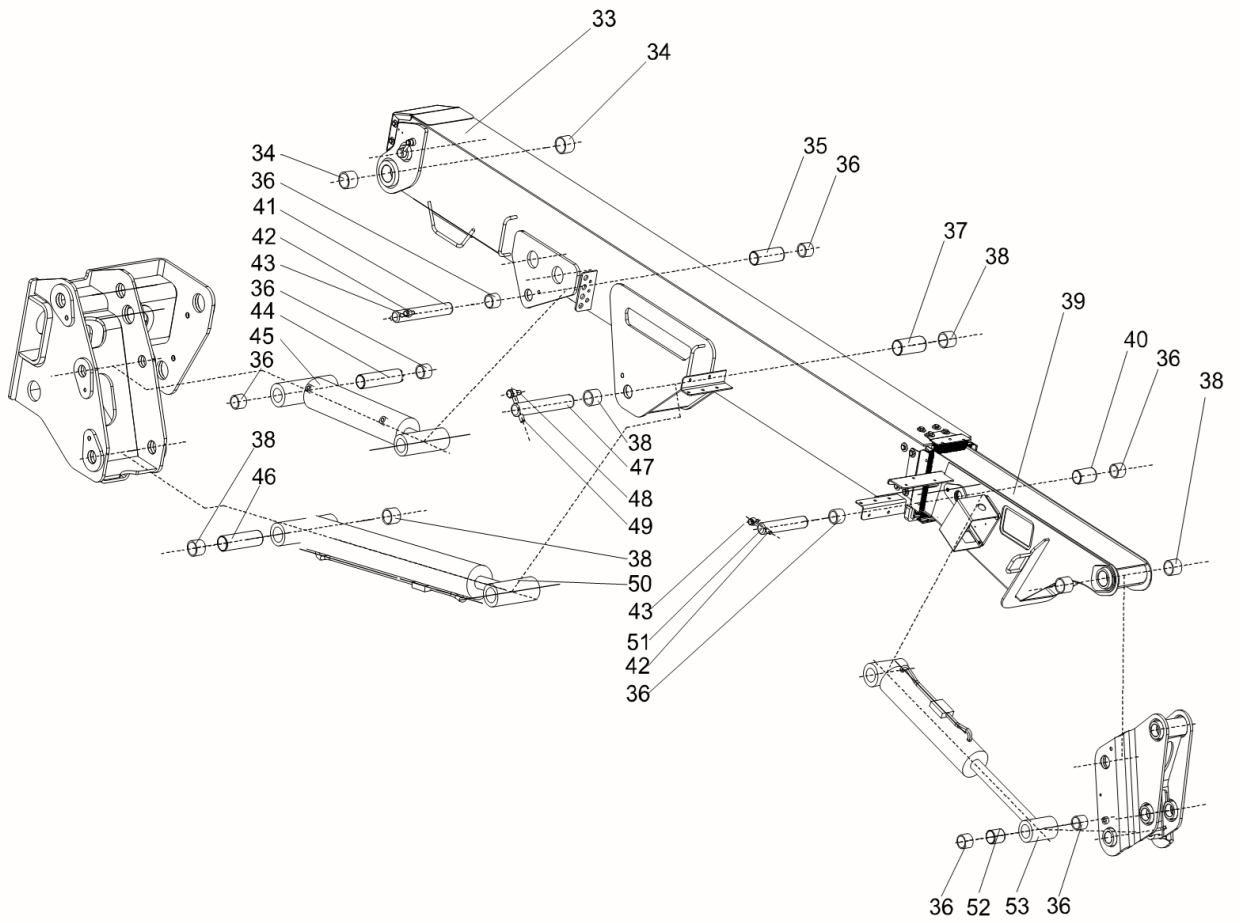


## Upper Boom Assembly 0077340030000000

No.	Material Code	Description & Specification	Number of Units	Remark
1	00773400302400000	Slider	4	
2	00773400300001110	Adjusting Washer II	4	
3	00773400300001120	Adjusting Washer III	4	
4	00773400300001240	Left Limit Switch Contact Plate	1	
5	1040004507	Bolt M10×40-8.8	4	GB/T5783
6	00773400300001250	Right Limit Switch Contact Plate	1	
7	1040302519	Washer 10-140HV	32	GB/T96.1
8	1040002433	Bolt M10×20-8.8	14	GB/T5783
9	1040002434	Bolt M10×25-8.8	10	GB/T5783
10	00773400300001130	Adjusting Washer IV	14	
11	00773400302200000	Slider	12	
12	00773400300001150	Adjusting Washer V	4	
13	00773400300001020	Pin II	2	
14	1040302506	Circlip	4	
15	1040004519	Bolt M8×25-8.8	12	GB/T5783
16	00773400300001290	Telescope Cylinder Support Plate	2	
17	00773400300001280	Platform Select Valve Cover	1	
18	1040004672	Bolt M5×10-8.8	4	
19	00773400301400000	Telescope Cylinder	1	
20	00773400300001160	Telescope Cylinder Side Support	2	
21	00773400300001180	Boom Cover	1	
22	1040302522	Washer 8-140HV	4	GB/T96.1
23	1040201860	Nut M10	4	QC/T608
24	00773400300001200	Stop Pin	1	
25	1040000090	Bolt M10×30-8.8	3	GB/T5783
26	00773400300001170	Pin V	1	
27	00773400301800000	Upper Dustproof Bush	1	
28	00773400300001140	Adjusting Washer V	2	
29	00773400302000000	Side Brush	2	
30	00773400300001100	Adjusting Washer I	2	
31	1040002435	Bolt	2	
32	00773400301600000	Lower Dustproof Bush	1	

## Upper Boom Assembly 0077340030000000

BOOM

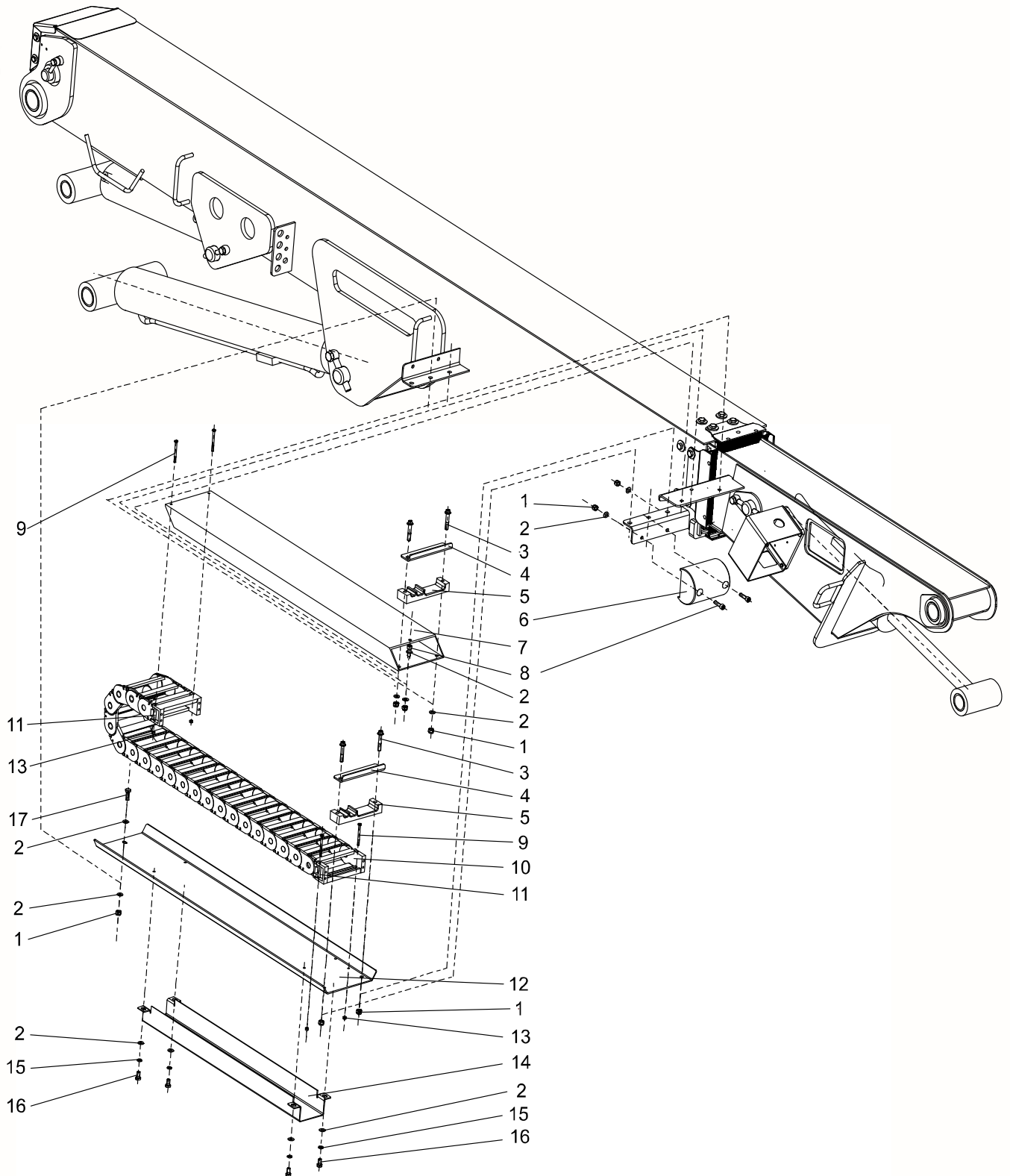


## Upper Boom Assembly 00773400300000000

No.	Material Code	Description & Specification	Number of Units	Remark
33	00773400300400000	Base Boom	1	
34	00773400300001070	Bearing	2	
35	00773400300001090	Spacer	1	
36	00773400300001210	Bearing	8	
37	00773400300001270	Spacer	1	
38	00773400300001050	Bearing	6	
39	00773400300600000	Telescopic Boom	1	
40	00773400300001080	Spacer	1	
41	00773400300001040	Pin IV	1	
42	00773400200001070	Stop Pin	2	
43	1040004511	Bolt M12×30-8.8	2	GB/T5783
44	00773400300001190	Spacer	1	
45	00773400301000000	Lower Level Cylinder	1	
46	00773400300001260	Spacer	1	
47	00773400300001030	Pin III	1	
48	1040002446	Bolt M16×40-8.8	1	GB/T5783
49	00773400400001250	Stop Pin	1	
50	00773400300800000	Boom Amplitude Cylinder	1	
51	00773400300001010	Pin I	1	
52	00773400300001060	Spacer	1	
53	00773400301200000	Upper Level Cylinder	1	

## Cable Track 0077340070000000

BOOM

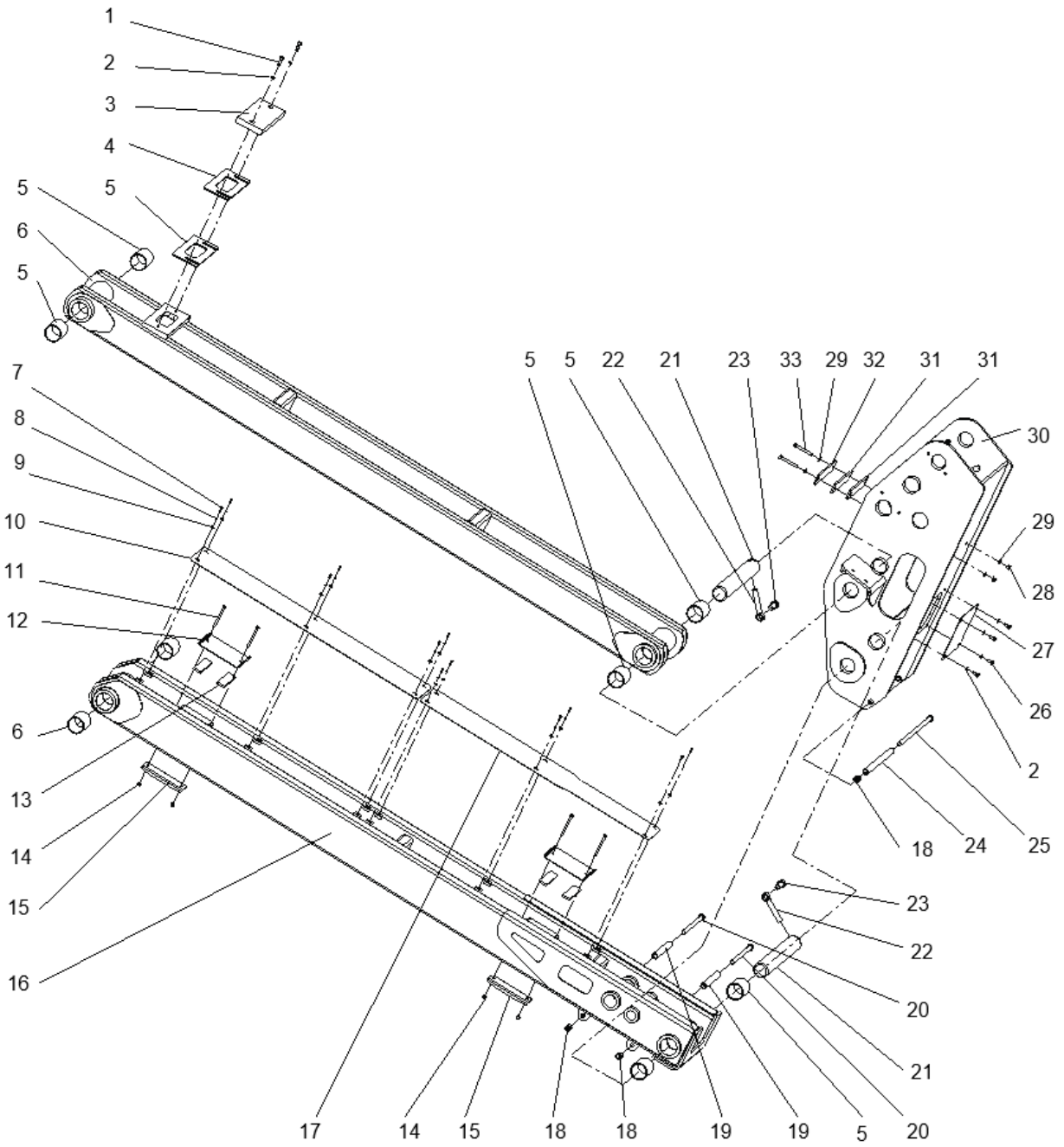


## Cable Track 00773400700000000

No.	Material Code	Description & Specification	Number of Units	Remark
1	1040200503	Nut M8-8	8	GB/T889
2	1040301515	Washer 8-200HV	12	GB/T97.1
3	1040004557	Bolt M8×50-8.8	4	GB/T6674.1
4	00773400700001050	Bending Plate, Mounting	2	
5	00773400700001020	Block, Clamp	2	
6	00773400700001030	Block, Nylon	1	
7	00773400700001010	Rectangular Tube	1	
8	1040102737	Screw M8×30-8.8	3	GB/T70.1
9	1040004633	Bolt M5×60-8.8	4	GB/T5782
10	00773400700001081	Cable Mechanism	1	
10A	1109900992	Cable cross-bar 27000.12	20	
10B	1109900994	Cable shim 35.1	50	
10C	1109900996	links section body 2700.12.075.0	20	
10D	1109900997	Connector link hole 26101.12.C.1	1	
10E	1109900998	Connector link pin 26101.12.C.2	1	
11	00773400700001060	Tube	4	
12	00773400700400000	Tray	1	
13	1040200574	Nut M5-8	4	GB/T6170
14	00773400700001040	Cover	1	
15	1040301510	Washer 8	4	GB/T93
16	1040000520	Bolt M8×16-8.8	4	GB/T5782
17	1040004609	Bolt M8×25-8.8	1	GB/T5782

### Tower Boom Assembly 0077340040000000

BOOM



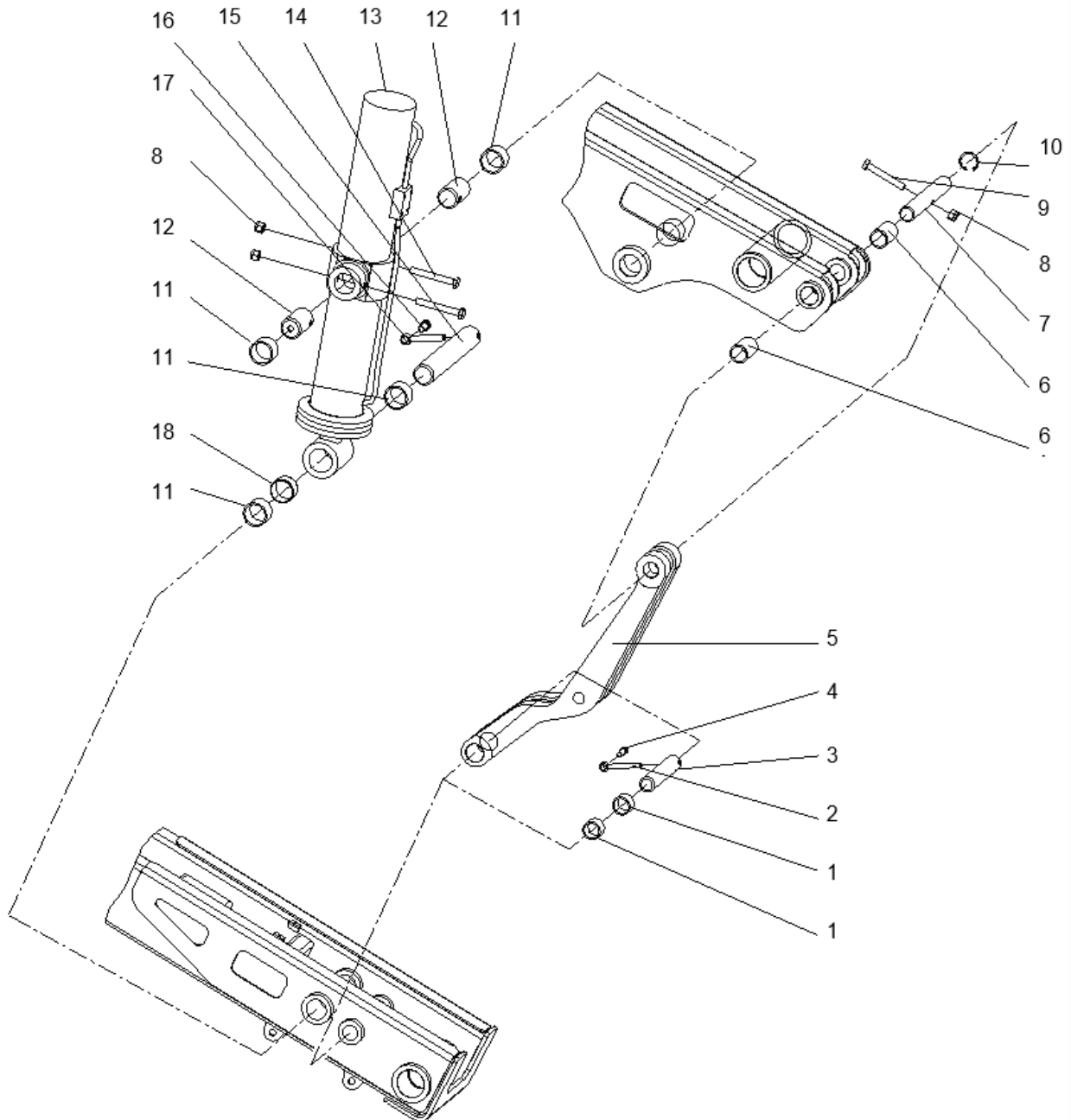


## Tower Boom Assembly 0077340040000000

No.	Material Code	Description & Specification	Number of Units	Remark
1	1040101995	Screw M10×30-8.8-DKL	2	GB/T70.1
2	1040301502	Washer 10	6	GB/T93
3	00773400800001050	Tower Boom Subplate	1	
4	00773400400001370	Adjusting Shim	2	
5	00773400400001090	Bearing	8	
6	00773400400400000	Pull rod, Lower Tower Boom	1	
7	1040001122	Bolt M5×16-8.8	12	GB/T5783
8	1040301508	Washer 5	12	GB/T93
9	1040302500	Washer 5-200HV	12	GB/T96.1
10	00773400400001270	Lower Cover Plate	1	
11	1040004632	Bolt M8×10-8.8	4	GB/T5782
12	00773400400001330	Upper Plate Pinch	2	
13	00773400400001350	Rubber Blanket	4	
14	1040201897	Nut M8-8	4	GB/T889.1
15	00773400400001340	Lower Plate Pinch	2	
16	00773400400200000	Lower Tower Boom Strut	1	
17	00773400400001220	Lower Cover Plate 2	1	
18	1040200161	Nut M16-8	3	GB/T889.1
19	00773400400001290	Roller	2	
20	1040004631	Bolt M16×220-8.8	2	GB/T5782
21	00773400400001050	Axle A24	2	
22	00773400400001170	Stop Pin	2	
23	1040004499	Bolt M20×45-8.8	2	GB/T5783
24	00773400400001400	Long Roller	1	
25	00773400400001410	Long Screw	1	
26	1040002433	Bolt M10×20-8.8	4	GB/T5783
27	00773400400001300	Small Cover Plate	1	
28	1040201898	Nut M10-8	2	GB/T889.1
29	1040302489	Washer 10-200HV	4	GB/T97.1
30	00773400401000000	Lower Upright	1	
31	00773400400001310	Rubber Plate Pinch	2	
32	00773400400001320	Plate Pinch	1	
33	1040004581	Bolt M10×80-8.8	2	GB/T5783

## Tower Boom Assembly 0077340040000000

BOOM

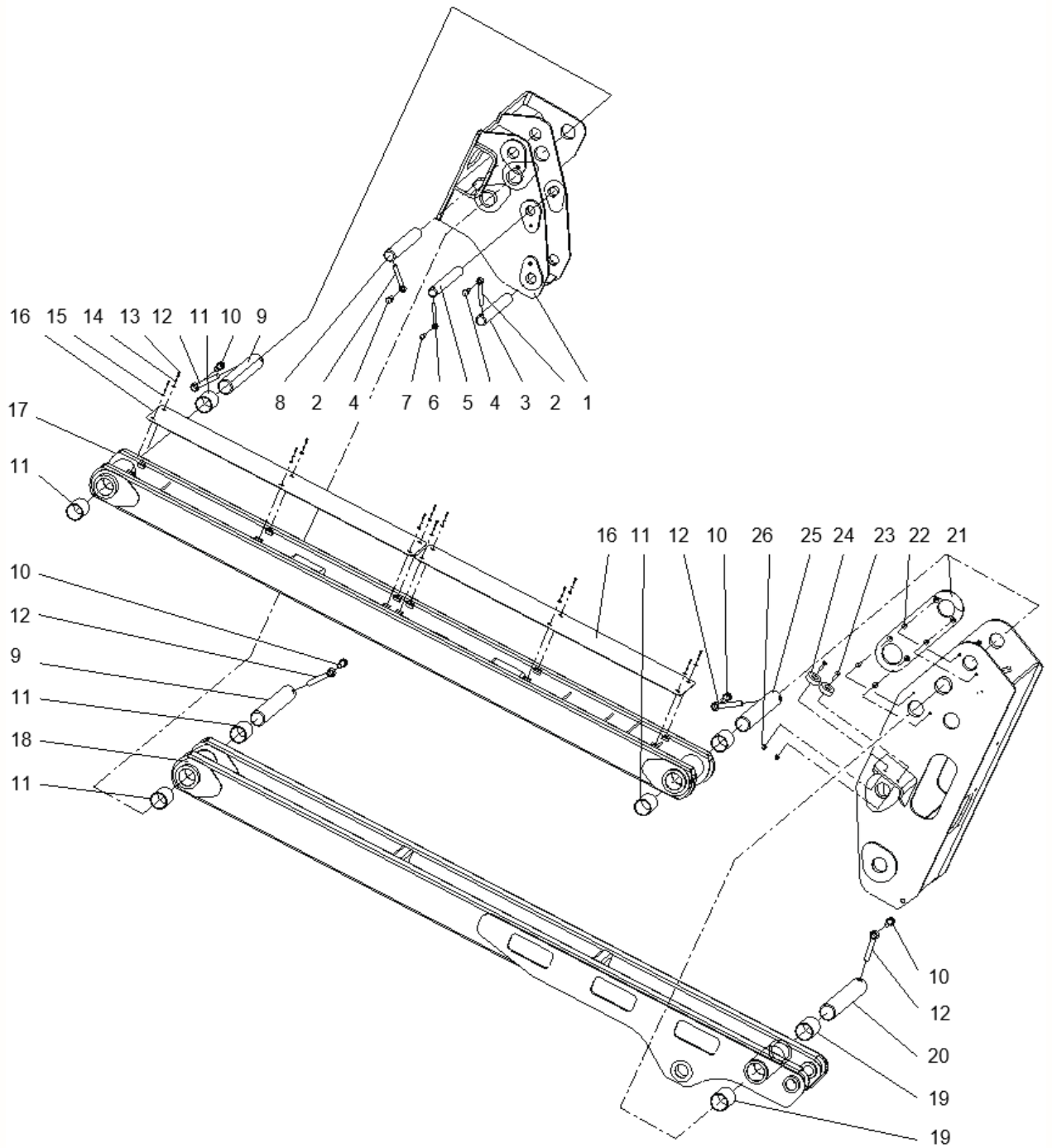


## Tower Boom Assembly 0077340040000000

No.	Material Code	Description & Specification	Number of Units	Remark
1	00773400400001020	Bearing	2	
2	00773400200001070	Stop Pin	1	
3	00773400400001230	Axle A19	1	
4	1040004511	Bolt M12×30-8.8	1	GB/T5783
5	00773400401400000	Linkage	1	
6	00773400400001080	Bearing	2	
7	00773400400001070	Axle A18	1	
8	1040200161	Nut M16-8	3	GB/T889.1
9	1040004615	Bolt M16×110-8.8	1	GB/T5783
10	1040300272	Circlip	2	
11	00773400400001130	Bearing	4	
12	00773400400001030	Axle A20	2	
13	00773400401200000	Tower Boom Cylinder	1	
14	1040004629	Bolt M16×120-8.8	2	GB/T5782
15	00773400400001040	Axle A21	1	
16	1040004570	Bolt M16×30-8.8	1	GB/T5783
17	00773400400001250	Stop Pin	1	
18	00773400400001100	Spacer	1	

## Tower Boom Assembly 0077340040000000

BOOM



## Tower Boom Assembly 0077340040000000


No.	Material Code	Description & Specification	Number of Units	Remark
1	00773400402000000	Upper Upright	1	
2	00773400400001250	Stop Pin	2	
3	00773400400001200	Axle A10	1	
4	1040004570	Bolt M16×30-8.8	2	GB/T5783
5	00773400400001210	Axle A12	1	
6	00773400200001070	Stop Pin	1	
7	1040004511	Bolt M12×30-8.8	1	GB/T5783
8	00773400400001190	Axle A13	1	
9	00773400400001150	Axle A14	2	
10	1040004499	Bolt M20×45-8.8	4	GB/T5783
11	00773400400001090	Bearing	6	
12	00773400400001170	Stop Pin	4	
13	1040001122	Bolt M5×16-8.8	12	GB/T5783
14	1040301508	Washer 5	12	GB/T93
15	1040302500	Washer 5-200HV	12	GB/T96.1
16	00773400400001280	Upper Cover Plate	2	
17	00773400400800000	Strut, Upper Tower Boom	1	
18	00773400400600000	Strut, Upper Tower Boom	1	
19	00773400400001120	Bearing	2	
20	00773400400001060	Axle A17	1	
21	00773400400001360	Bumper	1	
22	1040102757	Screw M10×25-8.8	4	GB/T70.3
23	1040004597	Bolt M10×35-8.8	2	GB/T5783
24	00773400400001240	Boom Cushion	2	
25	00773400400001260	Axle A15	1	
26	1040201898	Nut M10-8	2	GB/T889.1



# **ZOOMLION**

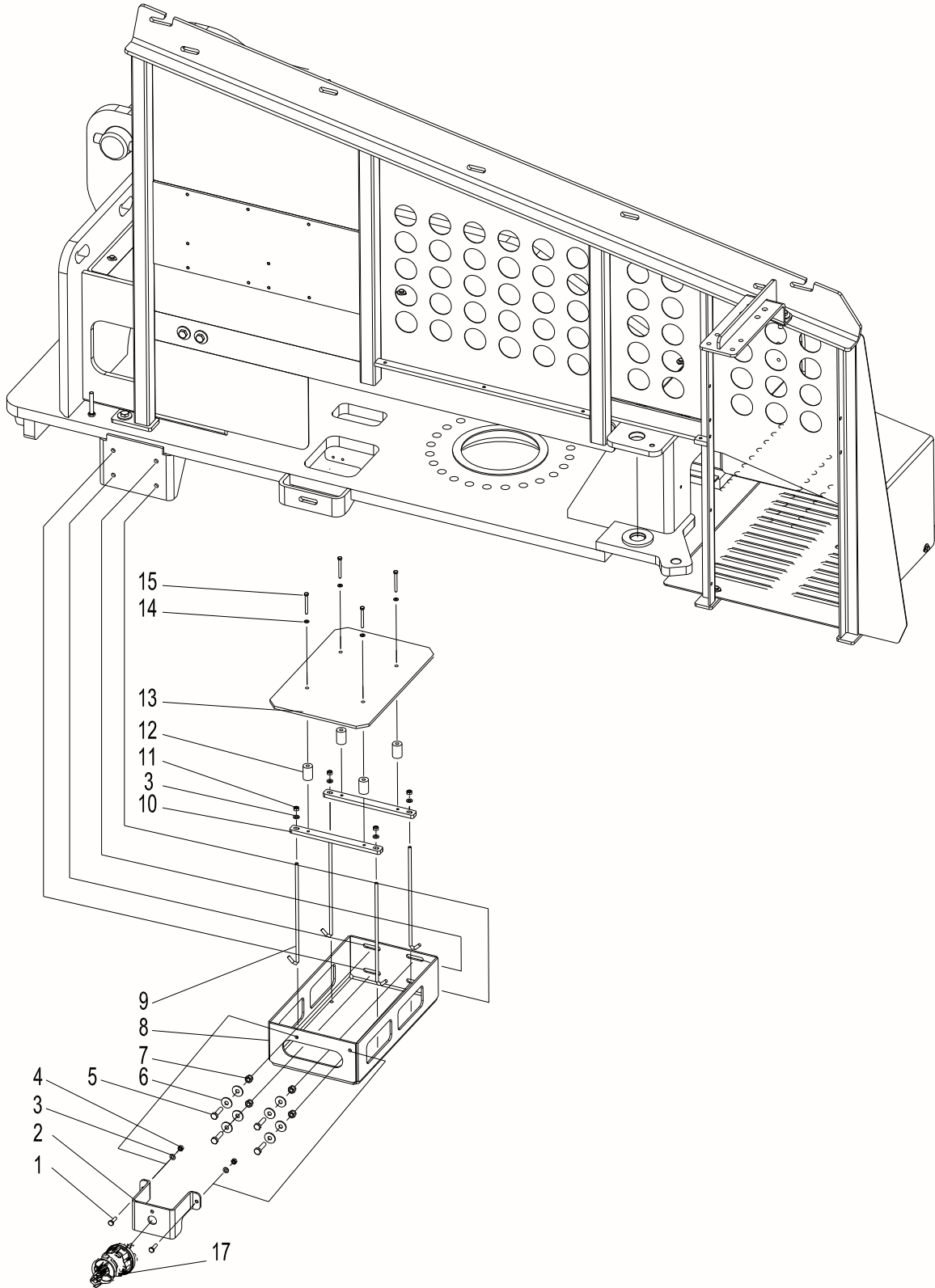
**Parts Manual**

**Section 3 Turntable**



## Turntable 0077340083000000

TURNTABLE



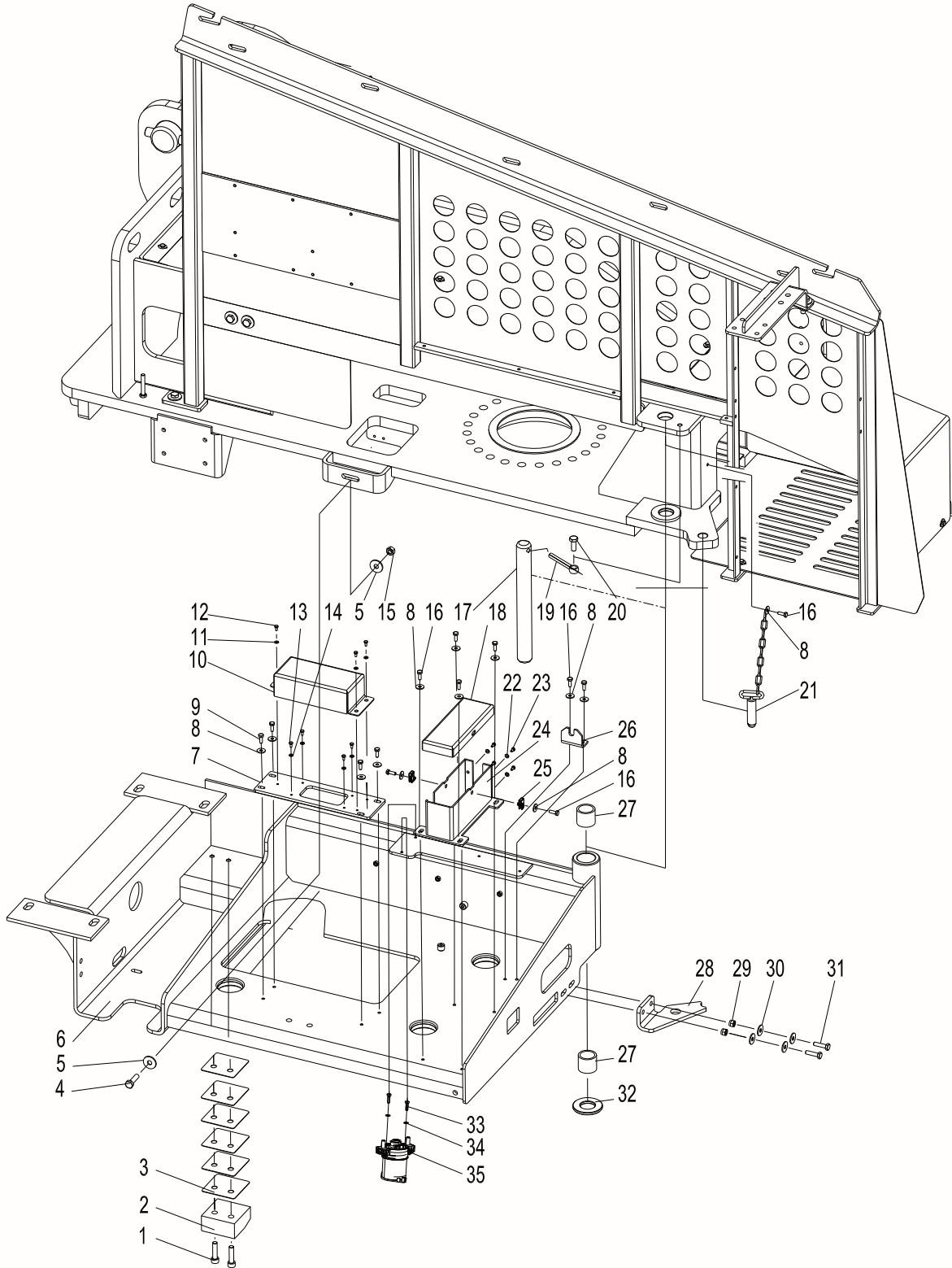


## Turntable 0077340083000000

No.	Material Code	Description and Specification	Number of Units	Remark
1	1040004662	Bolt M6×20-8.8	2	GB/T5782
2	00773400800001200	Switch Support	1	
3	1040300771	Washer 6-200HV	6	GB/T97.1
4	1040201892	Nut M6-8	2	GB/T6170
5	1040004610	Bolt M8×30-8.8	4	GB/T5782
6	1040302522	Washer 8-140HV	8	GB/T96.1
7	1040201874	Nut M8-8	4	GB/T889.1
8	00773400800001040	Battery Tray	1	
9	00773400800001130	Battery Pull Rod	4	
10	00773400800001140	Depression Bar	2	
11	1040201892	Nut M6-8	4	GB/T6170
12	00773400800001160	Insulating Bush	4	
13	00773400800001170	Battery Separator	1	
14	1040300514	Washer 5-200HV	4	GB/T97.1
15	1040004665	Bolt M5×45-8.8	4	GB5783
16	1029900667	Battery Main Switch	1	

## Turntable 0077340083000000

TURNTABLE



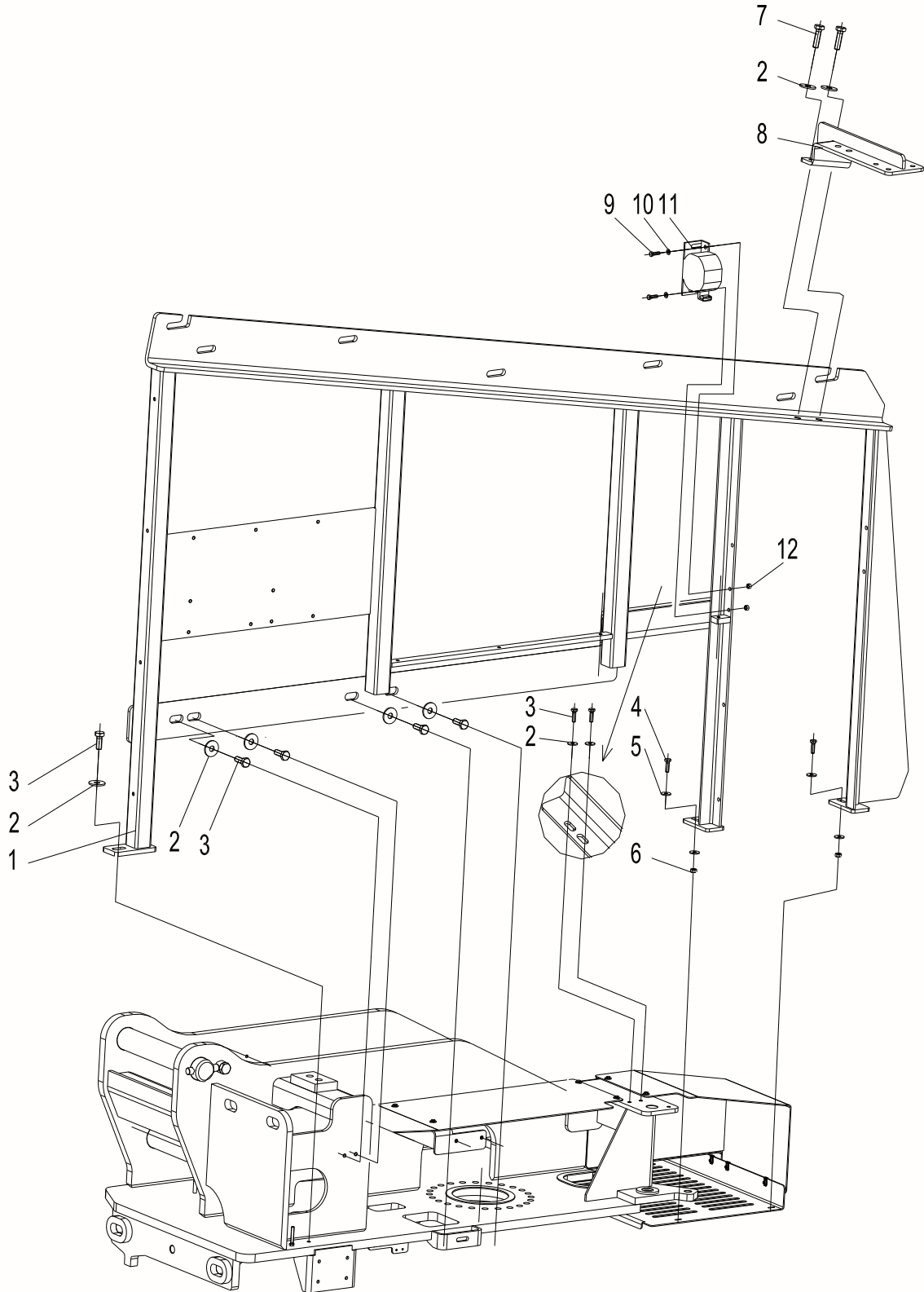
## Turntable 0077340083000000

No.	Material Code	Description and Specification	Number of Units	Remark
1	1040101014	Screw M10×40-8.8	2	GB/T70.1
2	00773400800001210	Tray Cushion	2	
3	00773400800001220	Adjusting Shim	6	
4	1040004597	Bolt M10×35-8.8	1	GB/T5782
5	1040302519	Washer 10-140HV	2	GB/T96.1
6	00773400830400000	Engine Tray	1	
7	00773400830601010	Connecting Plate	1	
8	1040300735	Washer 6-200HV	13	GB/T96.1
9	1040002555	Bolt M6×16-70	4	GB/T5783
10	00773400830601020	Control Box Cover	1	
11	1040302410	Washer 4-200HV	3	GB/T97.1
12	1040004591	Bolt M4×8-8.8	3	GB/T5783
13	1040004591	Bolt M4×8-8.8	4	GB5783
14	1040302410	Washer GB/T97.1	4	GB/T97.1
15	1040200113	Nut M10-8	1	GB6170
16	1040002555	Bolt M6×16-70	7	GB5783
17	00773400800001030	Tray Axle	1	
18	00773400830201010	Cap	1	
19	00773400300001200	Stop Pin	1	
20	1040004664	Bolt M10×25-8.8	1	GB/T5782
21	00773400801400000	Tray Plug	1	
22	1040302410	Washer 4-200HV	4	GB/T97.1
23	1040004591	Bolt M4×8-8.8	4	GB/T5783
24	00773400830210000	Base	1	
25	1040201743	Nut M6	2	QC/T608
26	00773400830201020	Baffle	1	
27	00773400800001010	Bearing	2	
28	00773400800001120	Stop Plate	1	
29	1040201874	Nut M8-8	2	GB/T889.1
30	1040302522	Washer 8-140HV	2	GB/T96.1
31	1040004610	Bolt M8×30-8.8	2	GB/T5782
32	00773400800001150	Chafing Plate	1	
33	1040001122	Bolt M5×16-8.8	2	GB/T5783
34	1040300514	Washer 5-200HV	2	GB/T97.1
35	1020305006	DC Contactor	1	

## Turntable 0077340083000000

回转平台

TURNTABLE



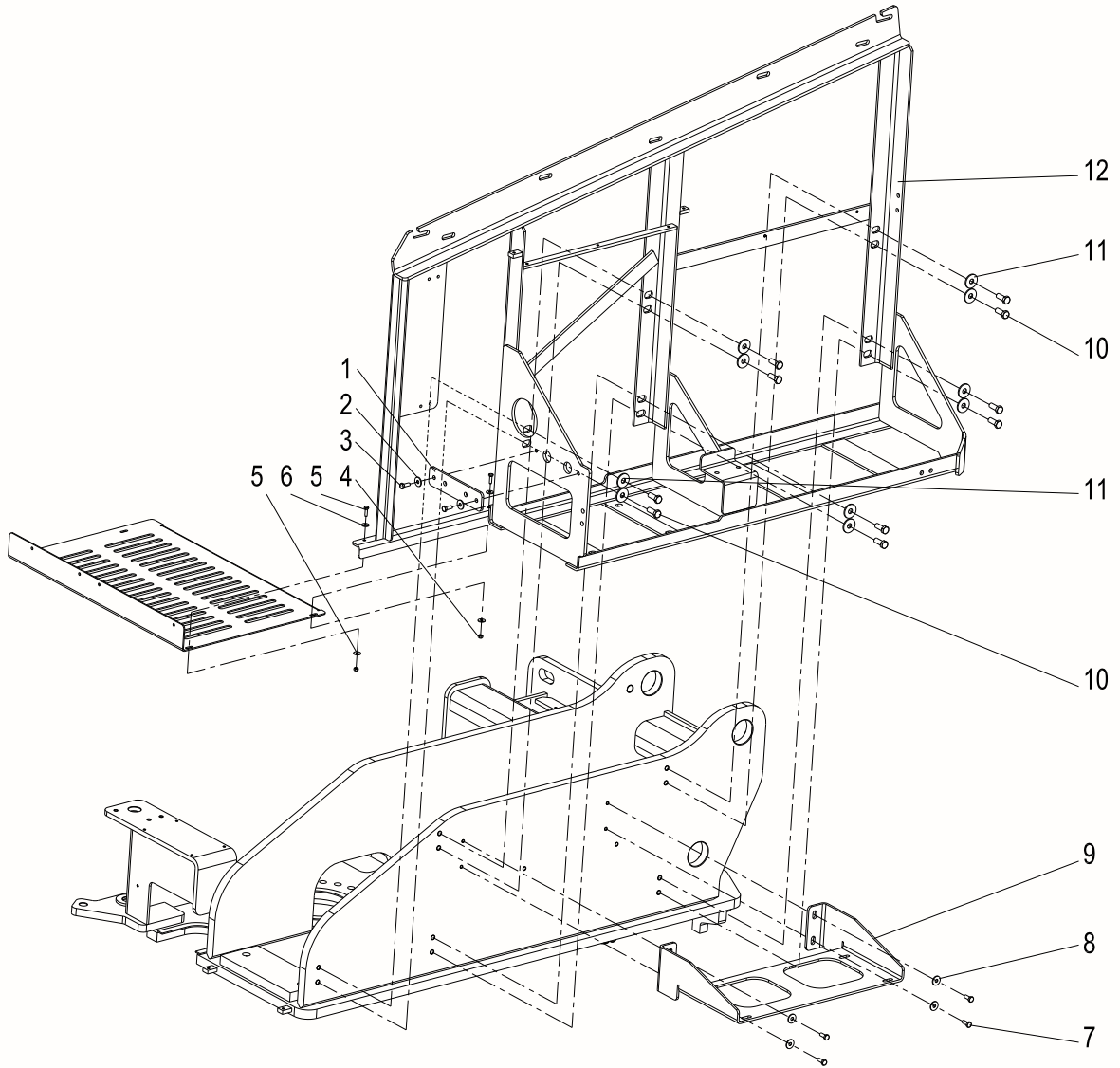
## Turntable 0077340083000000

No.	Material Code	Description and Specification	Number of Units	Remark
1	00773400800600000	Left Bracket	1	
2	1040004664	Bolt M10×25-8.8	7	GB/T5782
3	1040302519	Washer 10-140HV	7	GB/T96.1
4	1040004662	Bolt M6×20-8.8	2	GB/T5782
5	1040302527	Washer 6-140HV	4	GB/T96.1
6	1040201892	Nut M6-8	2	GB/T6170
7	1040004597	Bolt M10×35-8.8	2	GB/T5782
8	00773400802000000	Hydraulic Oil Filter Bracket	1	
9	1040001122	Bolt M5×16-8.8	2	GB/T5783
10	1040300514	Washer 5-200HV	2	GB/T97.1
11	1020304982	Buzzer	1	
12	1040200574	Nut M5-8	2	GB/T6170

## Turntable 0077340083000000

3D 模型图

TURNTABLE



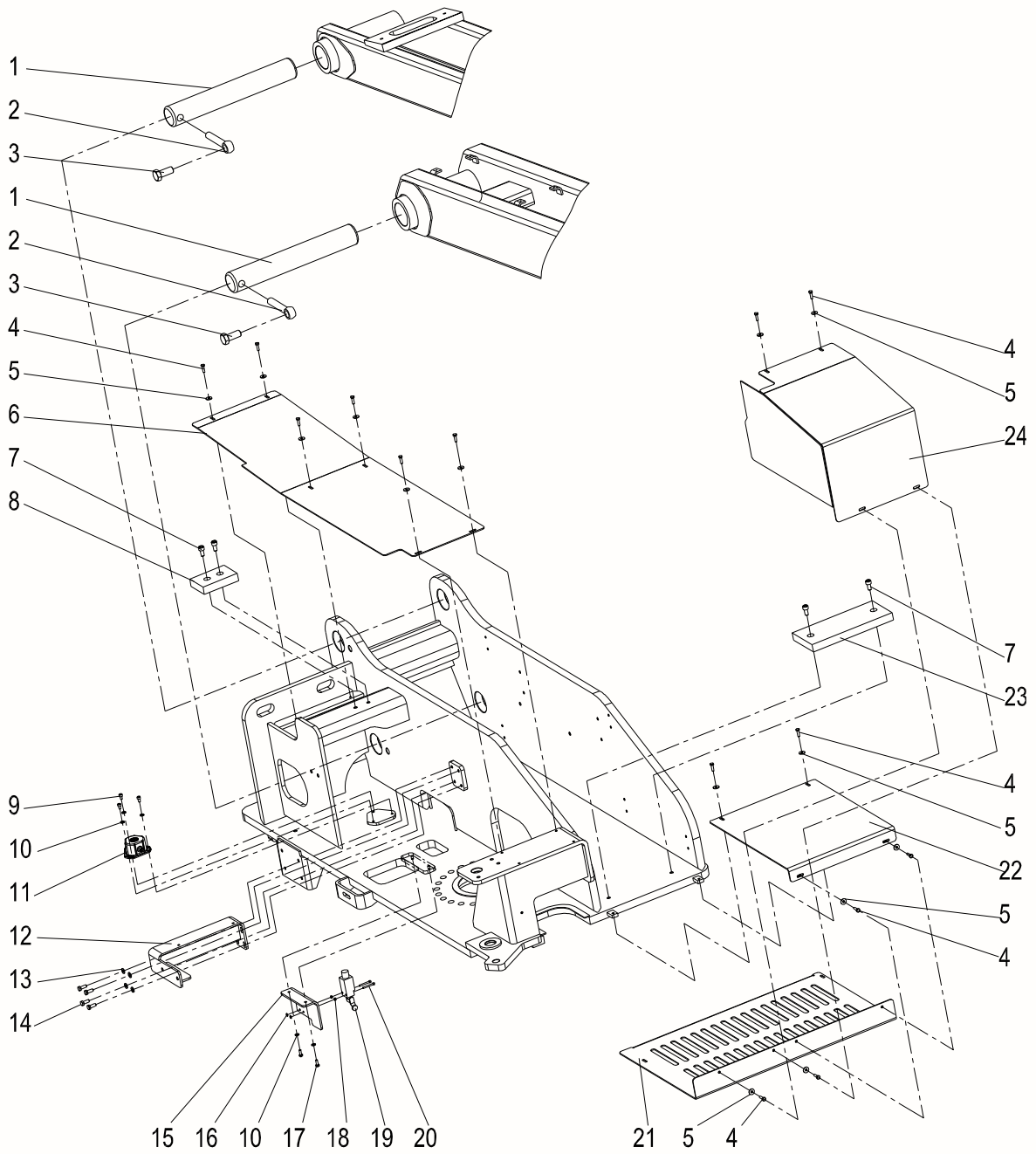
## Turntable 0077340083000000

No.	Material Code	Description and Specification	Number of Units	Remark
1	00773400800001270	Auxiliary Pump Seat Board	1	
2	1040302522	Washer 8-140HV	2	GB/T96.1
3	1040004660	Bolt M8×20-8.8	2	GB/T5782
4	1040201892	Nut M6-8	4	GB/T6170
5	1040004662	Bolt M6×20-8.8	2	GB/T5782
6	1040302527	Washer 6-140HV	4	GB/T96.1
7	1040004660	Bolt M8×20-8.8	4	GB/T5782
8	1040302522	Washer 8-140HV	4	GB/T96.1
9	00773400800001230	Electric Control Cabinet Bracket	1	
10	1040004653	Bolt M12×30-10.9	10	GB/T5783
11	1040301031	12-300HV	10	GB/T96.1
12	00773400800800000	Right Bracket	1	

## Turntable 0077340083000000

回转台

TURNTABLE





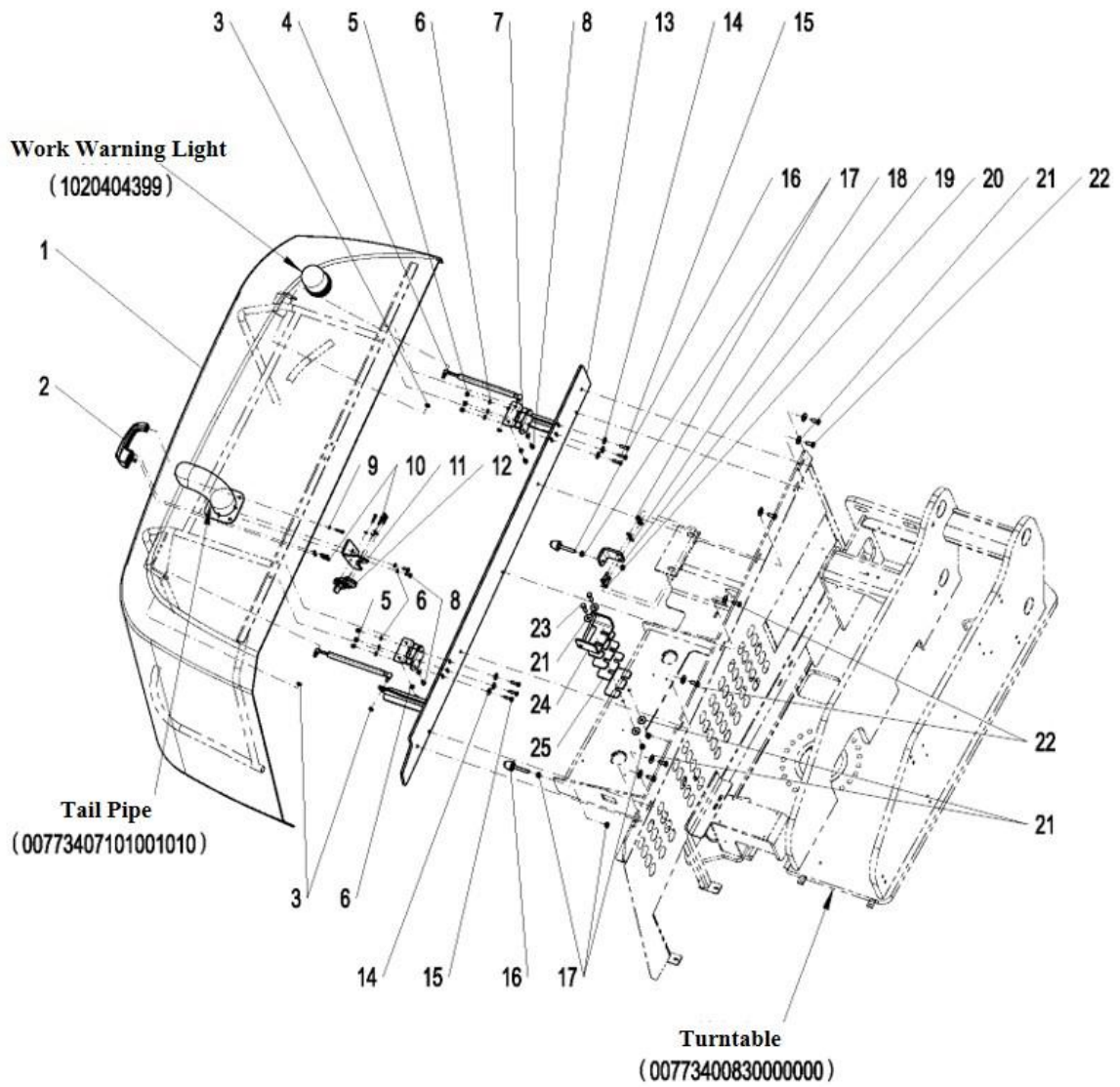
## Turntable 0077340083000000

No.	Material Code	Description and Specification	Number of Units	Remark
1	00773400800001020	Tower Boom Lower Pin	2	
2	00773400400001170	Stop Pin	2	
3	1040004499	Bolt M20×45-8.8	2	GB/T5783
4	1040004662	Bolt M6×20-8.8	12	GB/T5782
5	1040302527	Washer 6-140HV	12	GB/T96.1
6	00773400800001090	Rear Cover Plate	1	
7	1040102761	Screw M10×20-8.8	4	GB/T70.1
8	00773400800001060	Cushion Rubber	1	
9	1040102778	Screw M6×10-8.8	3	GB/T70.1
10	1040300771	Washer 6-200HV	5	GB/T97.1
11	1021404019	Tilt Sensor	1	
12	00773400801800000	Cap Plate Support	1	
13	1040302522	Washer 8-140HV	4	GB/T96.1
14	1040004660	Bolt M8×20-8.8	4	GB/T5782
15	00773400800001110	Travel Switch Mounting Base	1	
16	1040201772	Nut M4-A2-70	2	GB/T6170
17	1040002269	Bolt M6×16-10.9	2	GB/T5783
18	1040302410	Washer 4-200HV	2	GB/T97.1
19	1029906298	Limit Switch	1	
20	1040102776	Screw M4×35-8.8	2	GB/T70.1
21	00773400800001070	Pipe Support Plate	1	
22	00773400800001080	Front Cover Plate	1	
23	00773400800001050	Tower Boom Subplate	1	
24	00773400801201010	Bending Cover Plate	1	

## Hood 0077340110000000

3D 零件图

TURNTABLE

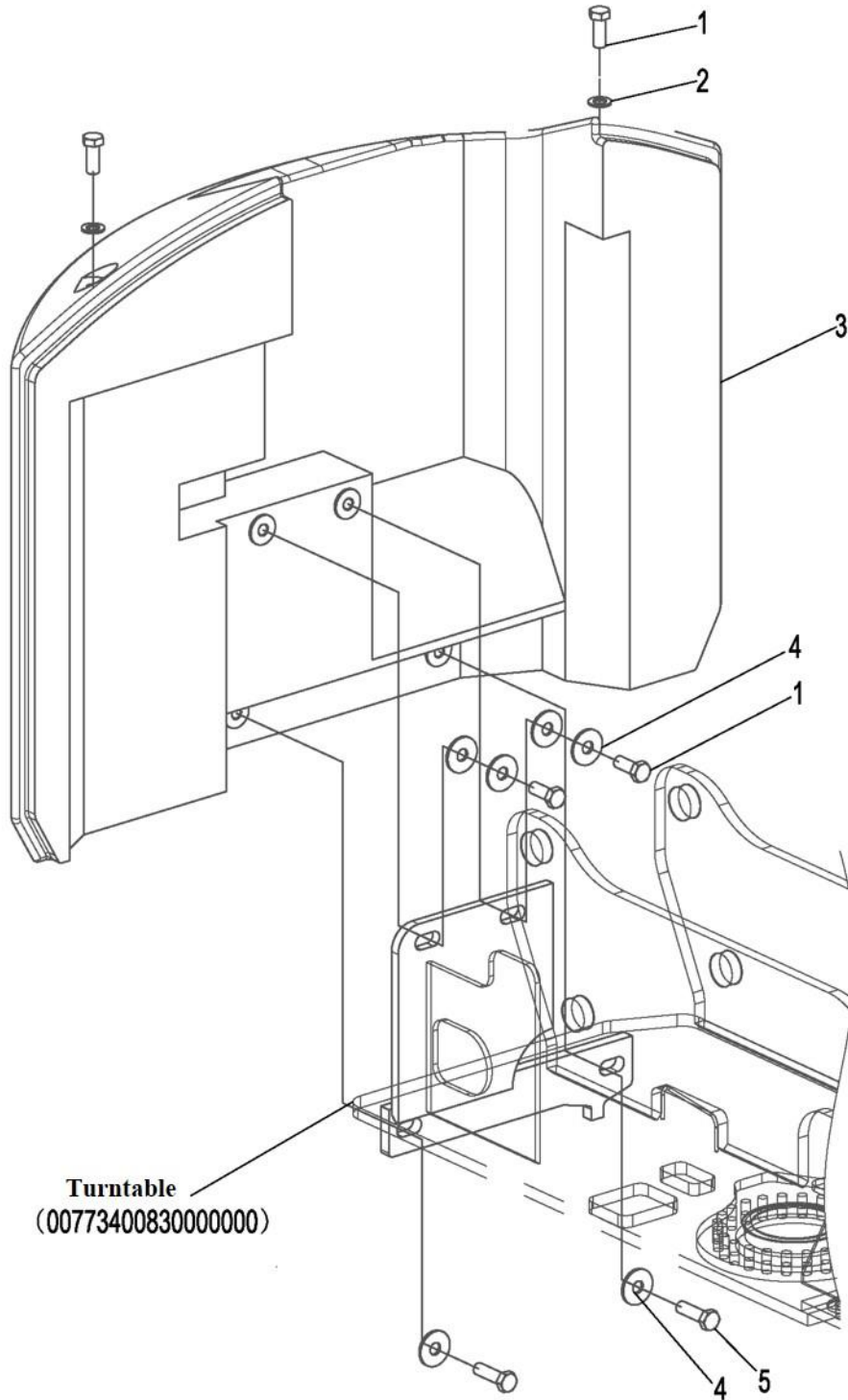


## Hood 00773401100000000

No.	Material Code	Description and Specification	Number of Units	Remark
1	00773401100200000	Left Hood	1	
2	1100700163	Door Handle	1	
3	1040201089	Nut M8-8	4	GB/T6170
4	1110100302	Gas Spring 094587	2	
5	1040201874	Nut M8-8	6	GB/T889.1
6	1040302488	Washer 8-140HV	12	GB/T97.1
7	1101000089	Hinge CCM-Z270	2	
8	1040004667	Bolt M8×16-8.8	6	GB/T5782
9	1040300771	Washer 6-200HV	7	GB/T97.1
10	1040102766	Screw M6×25-8.8	7	GB/T70.1
11	00773401100001010	Left Lock Bracket	1	
12	1109900779	Door Lock 50076	1	
13	00773401100600000	Left Hood Bracket	1	
14	1040302522	Washer 8-140HV	6	GB/T96.1
15	1040004610	Bolt M8×30-8.8	6	GB/T5782
16	1040004678	Cushion	2	
17	1040200113	Nut M10-8	8	GB/T6170
18	1040302509	Washer 10-140HV	2	GB/T97.1
19	00773401100001050	Mounting Plate I	1	
20	1040004597	Bolt M10×35-8.8	2	GB/T5782
21	1040302519	Washer 10-140HV	11	GB/T96.1
22	1040004664	Bolt M10×25-8.8	7	GB/T5782
23	1040002463	Bolt M10×40-8.8	2	GB/T5782
24	00773401101000000	Left Latch Bracket	1	
25	00773401100001040	Adjusting Shim	4	

**Counterweight 0077340100000000**

TURNTABLE



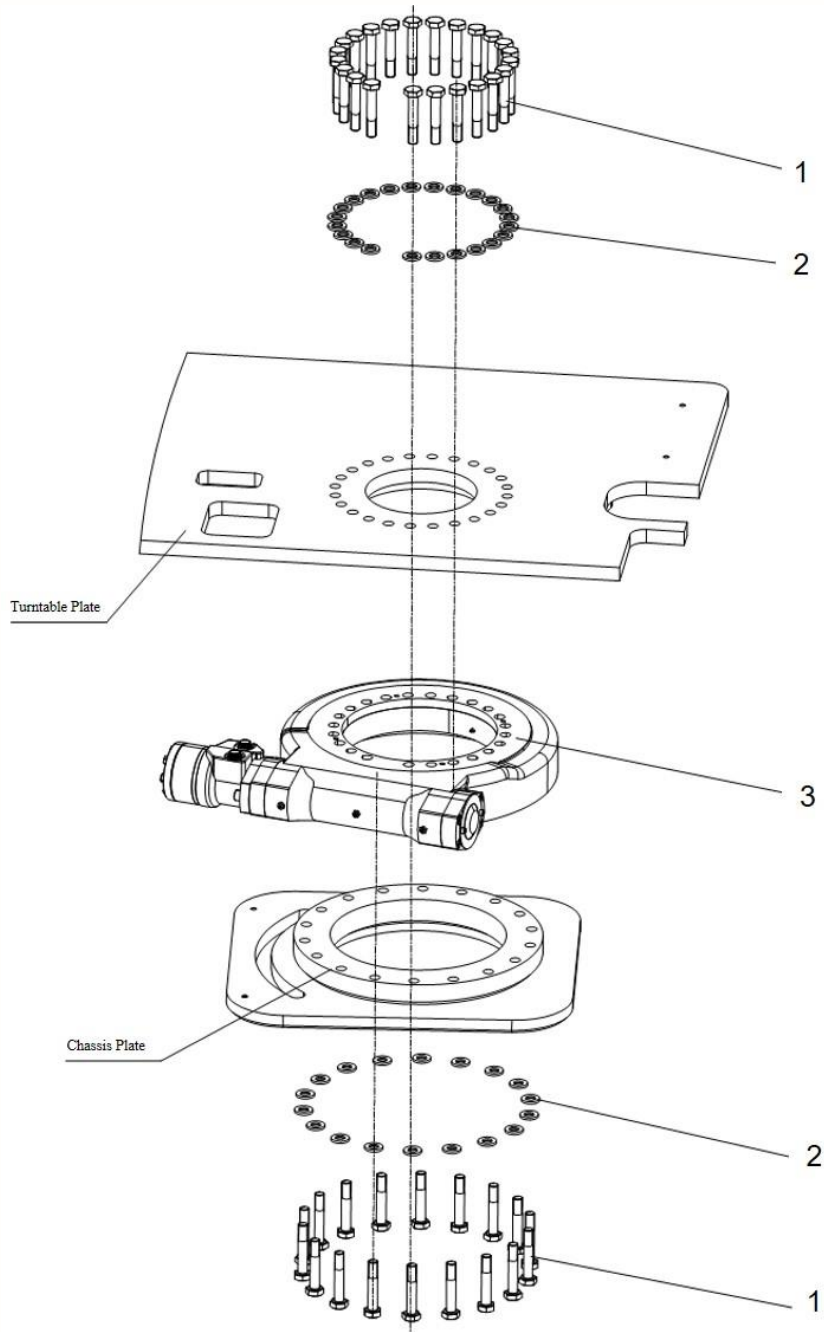
**Counterweight 0077340100000000**

No.	Material Code	Description and Specification	Number of Units	Remark
1	1040004613	Bolt M24×60-10.9	4	GB/T5782
2	1040301511	Washer 24-200HV	2	GB/T97.1
3	00773401000001011	Clump Counterweight	1	
4	1040302483	Washer 24-200HV	6	GB/T96.1
5	1040003008	Bolt M24×80-10.9	2	GB/T5782

## Swing Mechanism 0077340090000000

回转支承

TURNABLE



**Swing Mechanism 00773400900000000**

No.	Material Code	Description and Specification	Number of Units	Remark
1	1040000698	Bolt M16×90-10.9	41	GB/T1228
2	1040300186	Washer 16	41	GB/T1230
3	1030202173	Swing Reducer	1	





# **ZOOMLION**

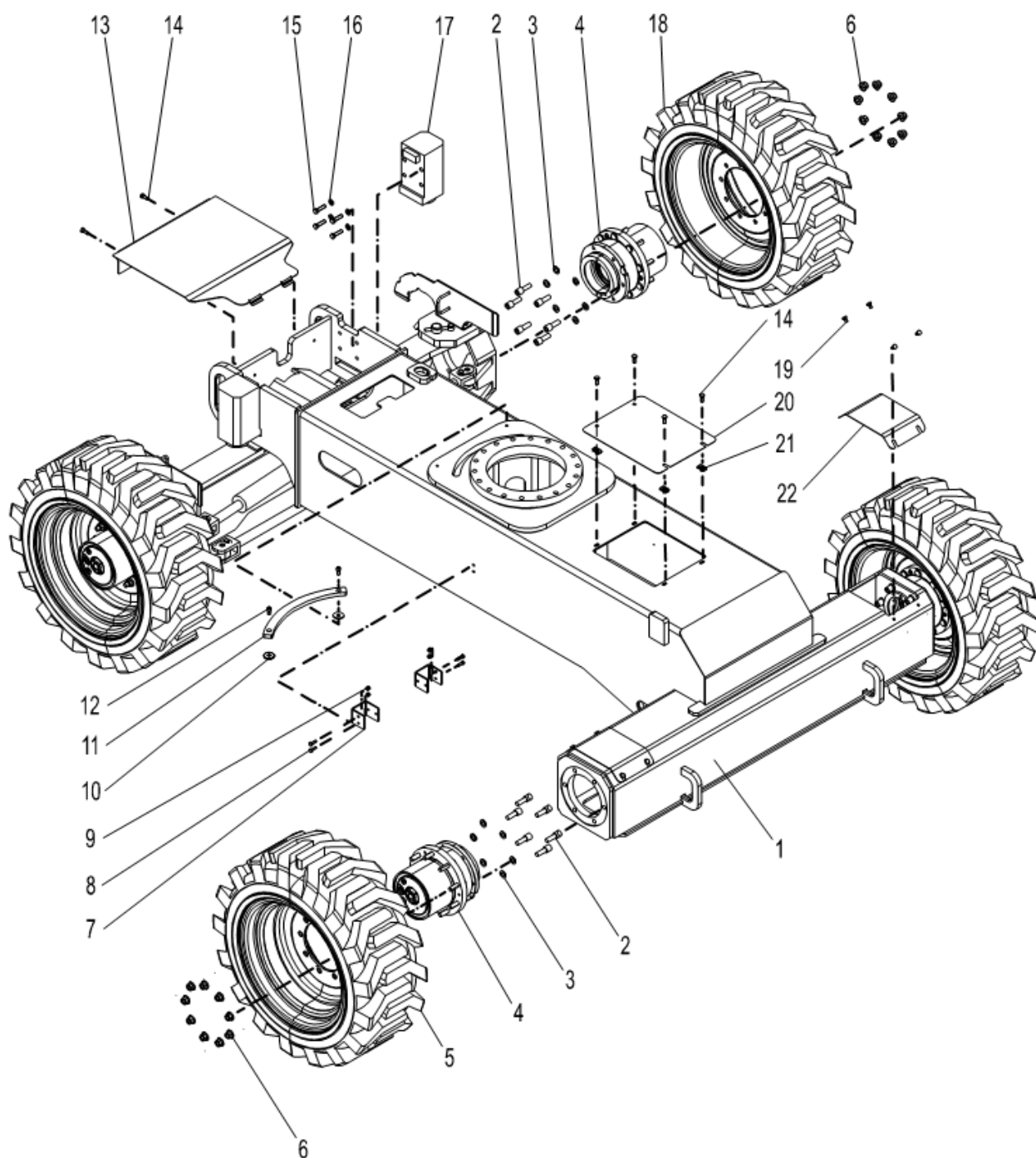
**Parts Manual**

**Section 4 Chassis**



## Chassis 0077340281000000

4-1



CHASSIS

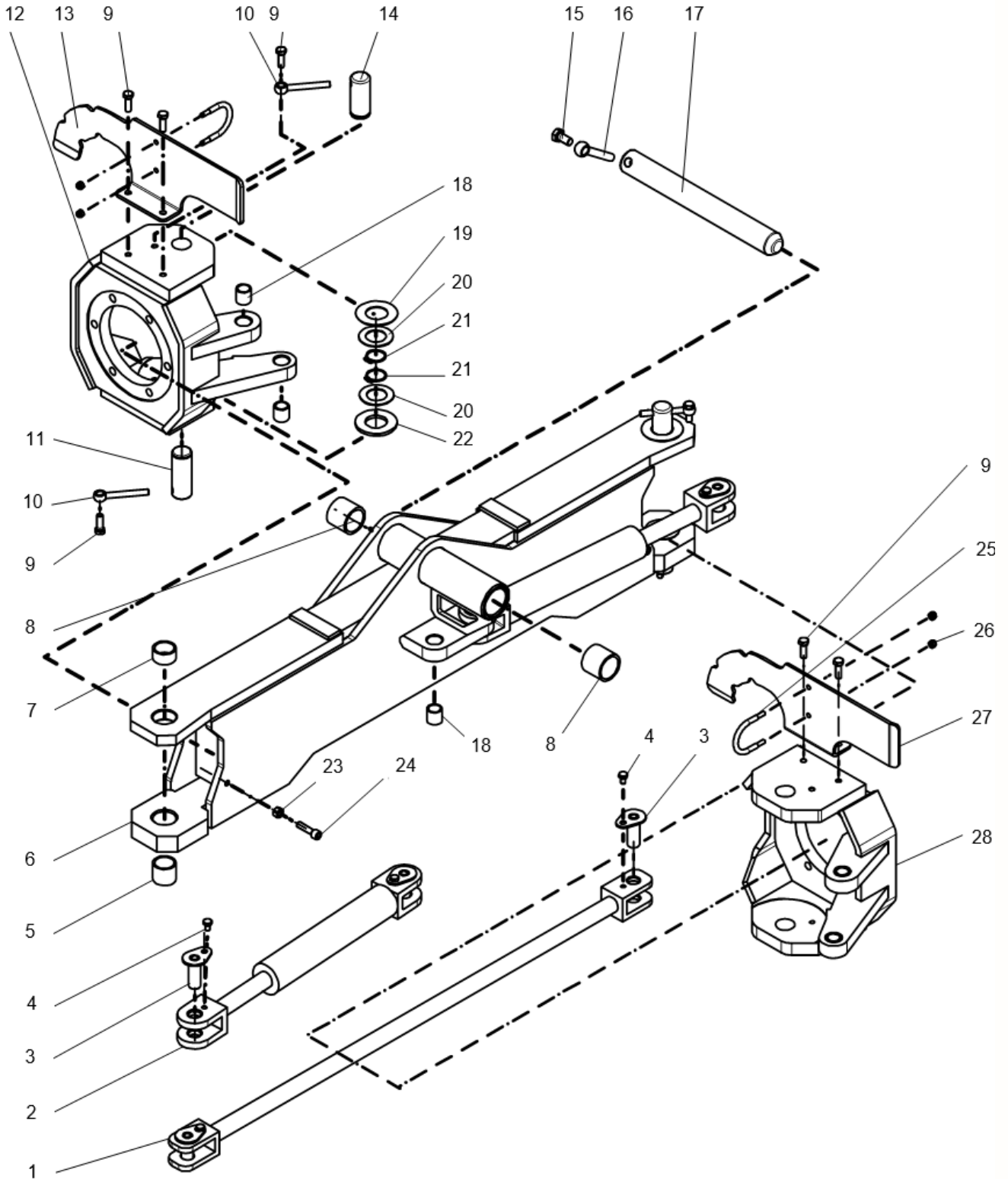
## Chassis 0077340281000000

No.	Material Code	Description and Specification	Number of Units	Remark
1	00773402810410000	Frame Weldment	1	
2	1040004546	Bolt 5/8-11UNC×45-10.9	24	ANSIB18.3
3	1040302492	Washer 16-200HV	24	GB/T97.1
4	1030202174	Reducer	4	
5	1030800566	Tire 315/55D20	2	LEFT
6	1040201891	Nut M16×1.5-10	36	GB/T6187.1
7	00773402800001280	Chassis Valve Block Mounting Plate	2	
8	1040004519	Bolt M8×25-8.8	4	GB/T5783
9	1040201897	Nut M8-8	4	GB/T889.1
10	00773402800001300	Angle Sensor Guide Rail Adjusting Shim	6	
11	00773402800001290	Angle Sensor Guide Rail	1	
12	1040102761	Screw M10×20-8.8	2	GB/T70.1
13	00773402810001020	Front Cover	1	
14	1040002434	Bolt M10×25-8.8	6	GB/T5783
15	1040004644	Bolt M12×45-10.9	8	GB/T5783
16	1040302490	Washer 12-200HV	8	GB/T97.1
17	00773402800900000	Balancing Cylinder	2	
18	1030800567	Tire 315/55D20	2	RIGHT
19	1040004646	Bolt M10×15-8.8	8	GB/T5783
20	00773402800001030	Rear Cover	1	
21	1040201860	Nut M10	4	QC/T608
22	00773402800001040	Rear Axle Cover	2	

## Chassis 0077340281000000

CHASSIS

CHASSIS



## Chassis 0077340281000000


No.	Material Code	Description and Specification	Number of Units	Remark
1	00773402811600000	Steering Linkage	1	
2	00773402811400000	Steering Cylinder	2	
3	00773402810800000	Shaft VI	6	
4	1040004646	Bolt M10×15-8.8	6	GB/T5783
5	00773402800001350	Bearing	2	
6	00773402810200001	Front Axle Weldment	1	
7	00773400200001020	Bearing	2	
8	00773402800001070	Bearing	2	
9	1040002437	Bolt M12×35-8.8	8	GB/T5783
10	00773400200001070	Stop Pin	4	
11	00773402800001120	Shaft II	2	
12	00773402811000000	Steering Knuckle II	1	
13	00773402810001161	Motor Oil Pipe Bracket II	1	
14	00773402800001130	Shaft III	2	
15	1040004570	Bolt M16×30-8.8	1	GB/T5783
16	00773400400001250	Stop Pin	1	
17	00773402810001060	Shaft I	1	
18	00773402810001260	Bearing	6	
19	00773402800001320	Steering Knuckle Upper Washer	2	
20	00773402800001270	Steering Knuckle Shaft Washer	4	
21	1040302505	Circlip 40	4	JB/ZQ4342
22	00773402800001110	Steering Knuckle Spacer	2	
23	1040201381	Nut M12-8	2	GB/T6170
24	1040102043	Screw M12×45-10.9-DKL	2	GB/T70.1
25	00773402810001151	Motor Oil Pipe Fixing Ring	2	
26	1040201897	Nut M8-8	1	GB/T889.1
27	00773402810001141	Motor Oil Pipe Bracket I	1	
28	00773402810600000	Steering Knuckle I	1	



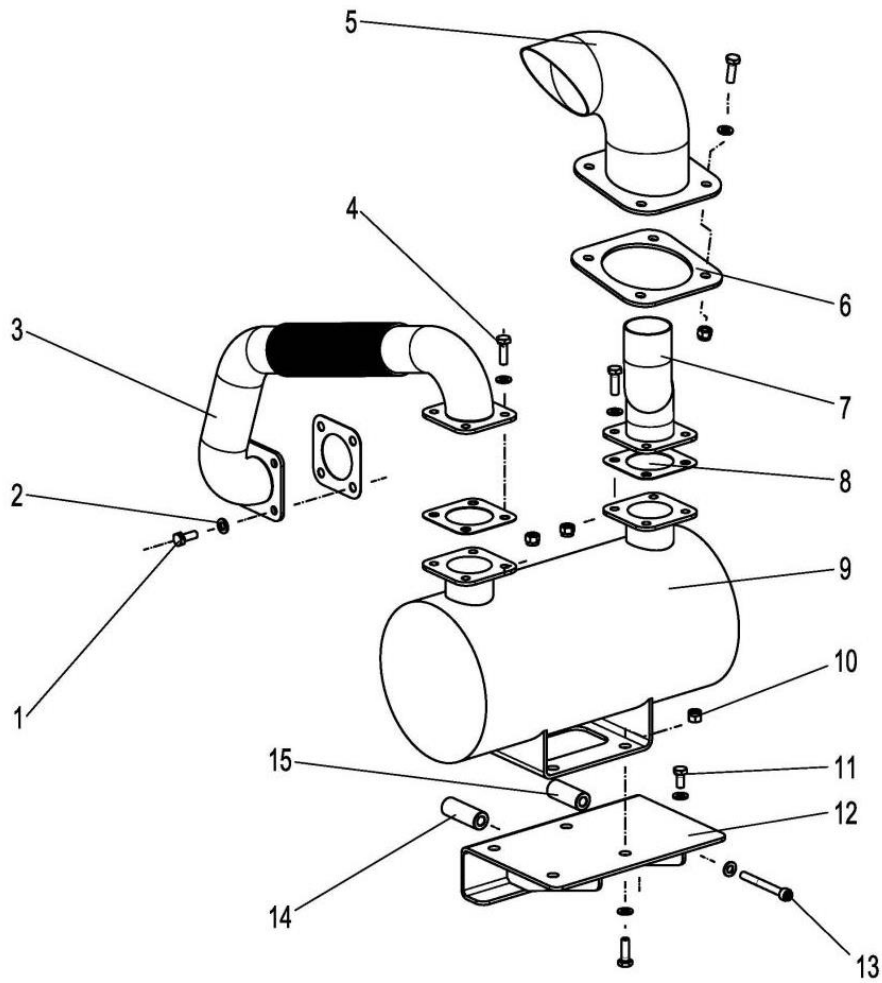
# **ZOOMLION**

**Parts Manual**

**Section 5 Power System**



## Exhaust System 0077340011000000



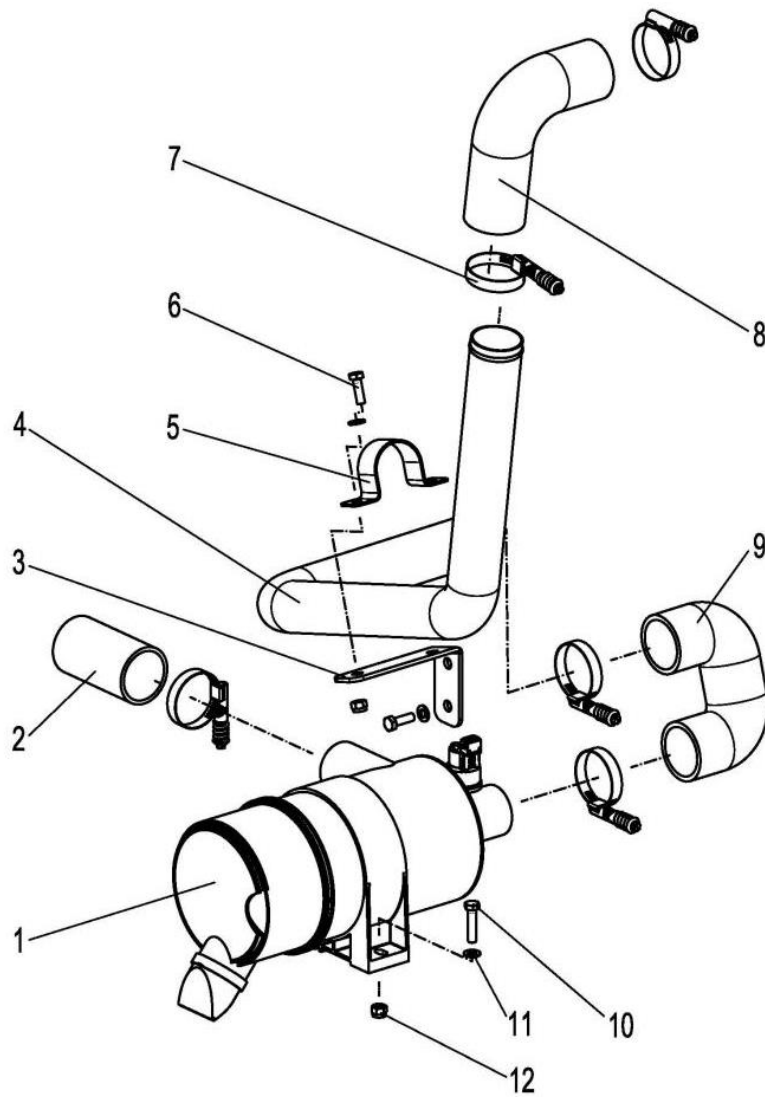
POWER  
SYSTEM



## Exhaust System 0077340011000000

No.	Material Code	Description and Specification	Number of Units	Remark
1	1040004660	Bolt M8×20-8.8	4	GB/T5782
2	1040301515	Washer 8-200HV	24	GB/T97.1
3	00773407131001030	Exhaust Pipe I	1	
4	1040000239	Bolt M8×25-8.8	16	GB/T5782
5	00773407131001070	Tail Pipe	1	
6	00773407101001030	Reinforcing Plate	1	
7	00773407131001020	Exhaust Pipe	1	
8	00771407121001050	Gasket	3	
9	00771407121001010	Muffler	1	
10	1040200284	Nut M8-9	16	GB/T6182
11	1040004667	Bolt M8×16-8.8	2	GB/T5782
12	00773407131001060	Bracket	1	
13	1040102037	Screw M8×70-10.9-DKL	2	GB/T70.1
14	00771107121001030	Long Cushion Cover	1	
15	00771107121001020	Cushion Cover	1	

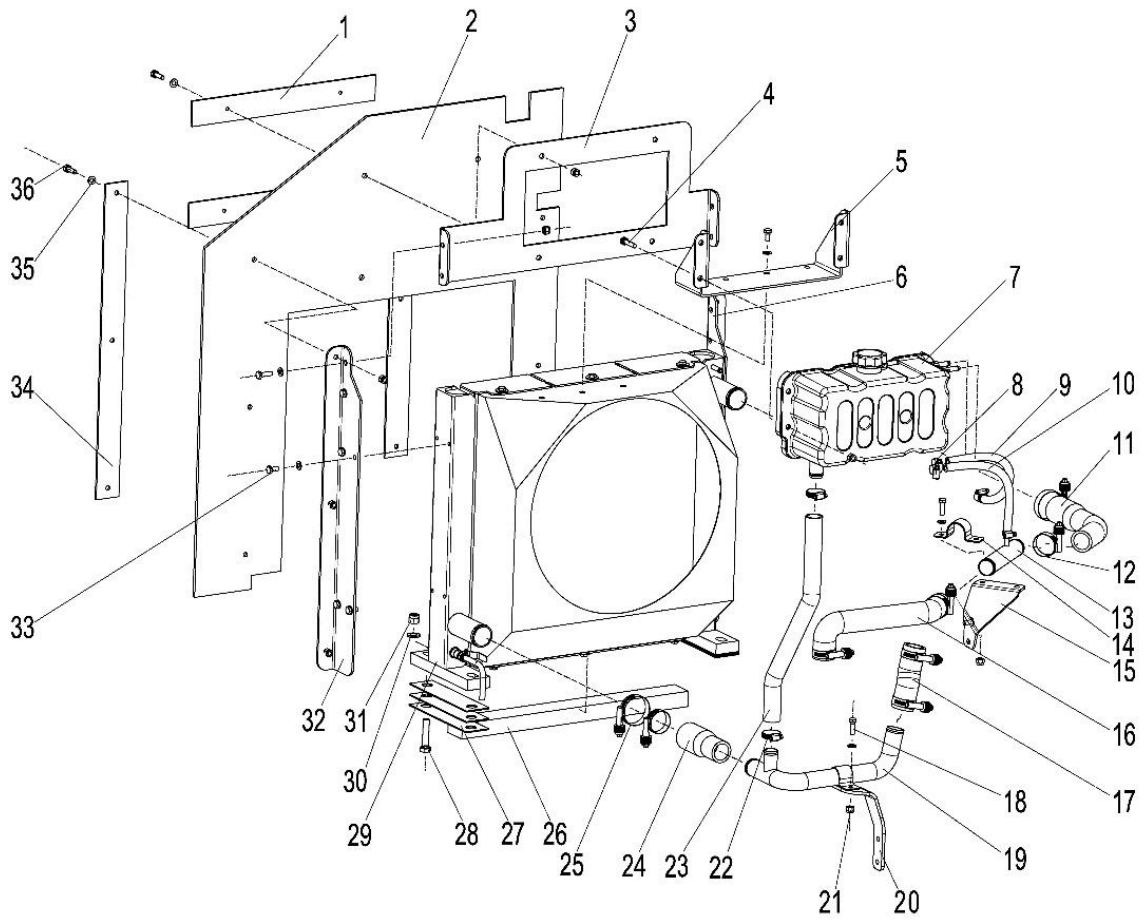
## Intake System 0077340010800000



## Intake System 00773400108000000

No.	Material Code	Description and Specification	Number of Units	Remark
1	1000100395	Air Filter Assembly	1	
2	00773407100801040	Intake Tube II	1	
3	00773407130801040	Bending Plate	1	
4	00773407130801020	Intake Steel Tube	1	
5	00771107121001060	Bilateral Pipe Clamp	1	
6	1040000239	Bolt M8×25-8.8	4	GB/T5782
7	1990202288	Spiral Turbine Worm Clamp	5	
8	00773407130801030	Intake Tube III	1	
9	00773407130801010	Intake Tube I	1	
10	1040004600	Bolt M8×35-8.8	2	GB/T5782
11	1040301515	Washer 8-200HV	6	GB/T97.1
12	1040200503	Nut M8-8	4	GB/T889.1

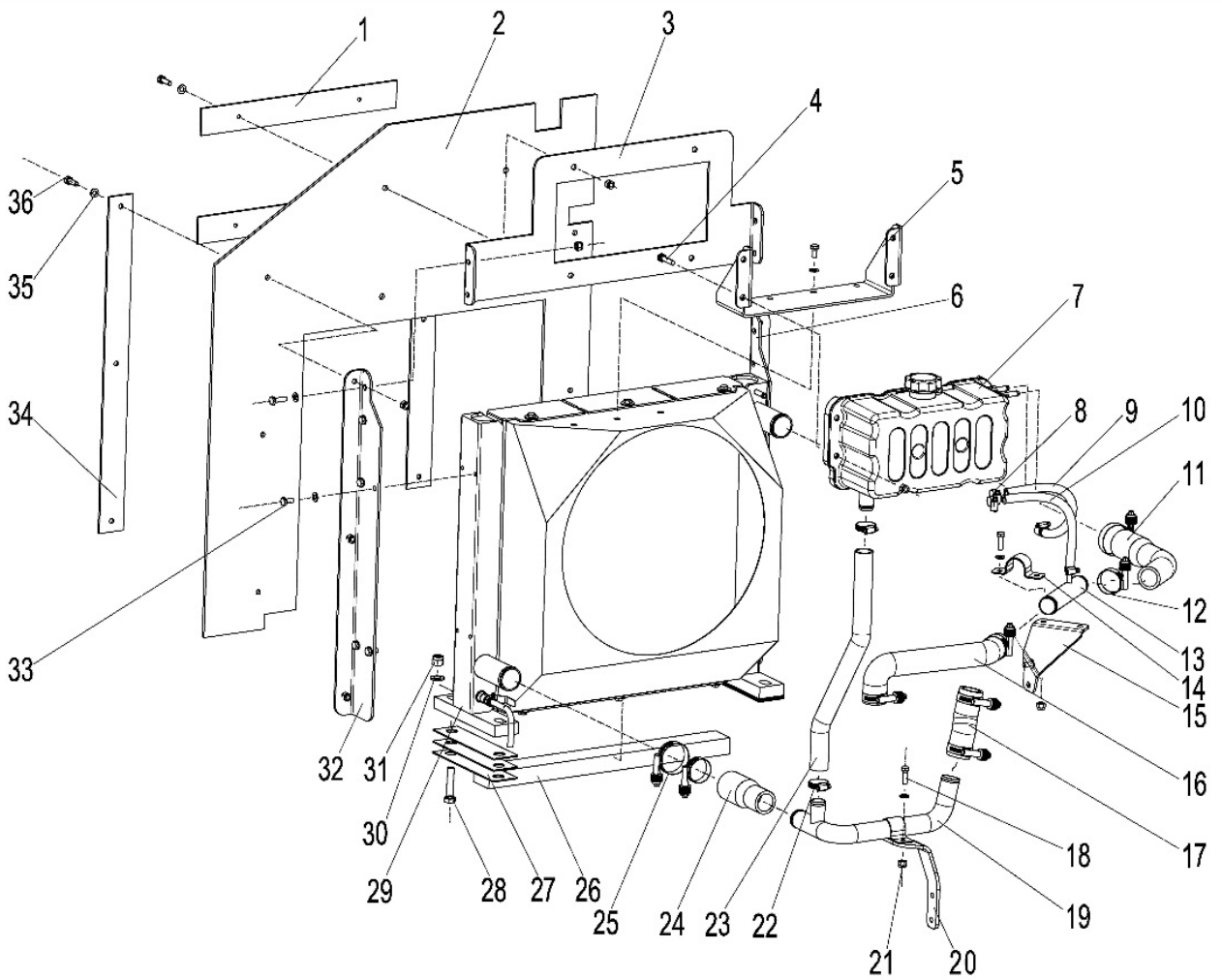
## Cooling System 0077340713060000



## Cooling System 0077340010600000

No.	Material Code	Description and Specification	Number of Units	Remark
1	00773407130601200	Plate III	2	
2	00773407130601160	Wind Shield	1	
3	00773407130601170	Bending Plate III	1	
4	1040000110	Bolt M8×35-8.8	4	GB/T5783
5	00771107120601010	Water Tank Mounting Plate	1	
6	00773407130601080	Bending Plate I	1	
7	1000300735	Expansion Tank	1	
8	1990202279	Turbine Worm Clamp	4	
9	00771107120601120	Steam Hose I	1	
10	00771107120601130	Steam Hose II	1	
11	00771107120601080	Backwater Hose I	1	
12	1990202284	Washer Turbine Worm Clamp	6	
13	00771107120601100	Backwater Steel Tube	1	
14	00771107120601110	Bilateral Pipe Clamp	2	
15	00771107120601140	Return Pipe Bracket	1	
16	00771107120601090	Backwater Hose II	1	
17	00771107120601070	Inlet Tube II	1	
18	1040000239	Bolt M8×25-8.8	4	GB/T5782
19	00771107120601030	Inlet Steel Tube	1	
20	00771107120601040	Inlet Tube Bracket	1	
21	1040200284	Nut M8-9	22	GB/T6182
22	1990202282	Turbine Worm Clamp	2	
23	00771107120601050	Water Supply Pipe	1	
24	00771107120601060	Inlet Hose I	1	
25	1990202283	Washer Turbine Worm Clamp	2	
26	00773407130601210	Sponge Bar	1	
27	00771407100601170	Subplate	6	
28	1040002262	Bolt M12×55-10.9	4	GB/T5783
29	1000300776	Cooler Assembly	1	
30	1040300041	Washer 12-200HV	4	GB/T97.1
31	1040200170	Nut M12-8	4	GB/T889
32	00773407130601070	Bending Plate II	1	
33	1040004517	Bolt M8×16-8.8	12	GB/T5783

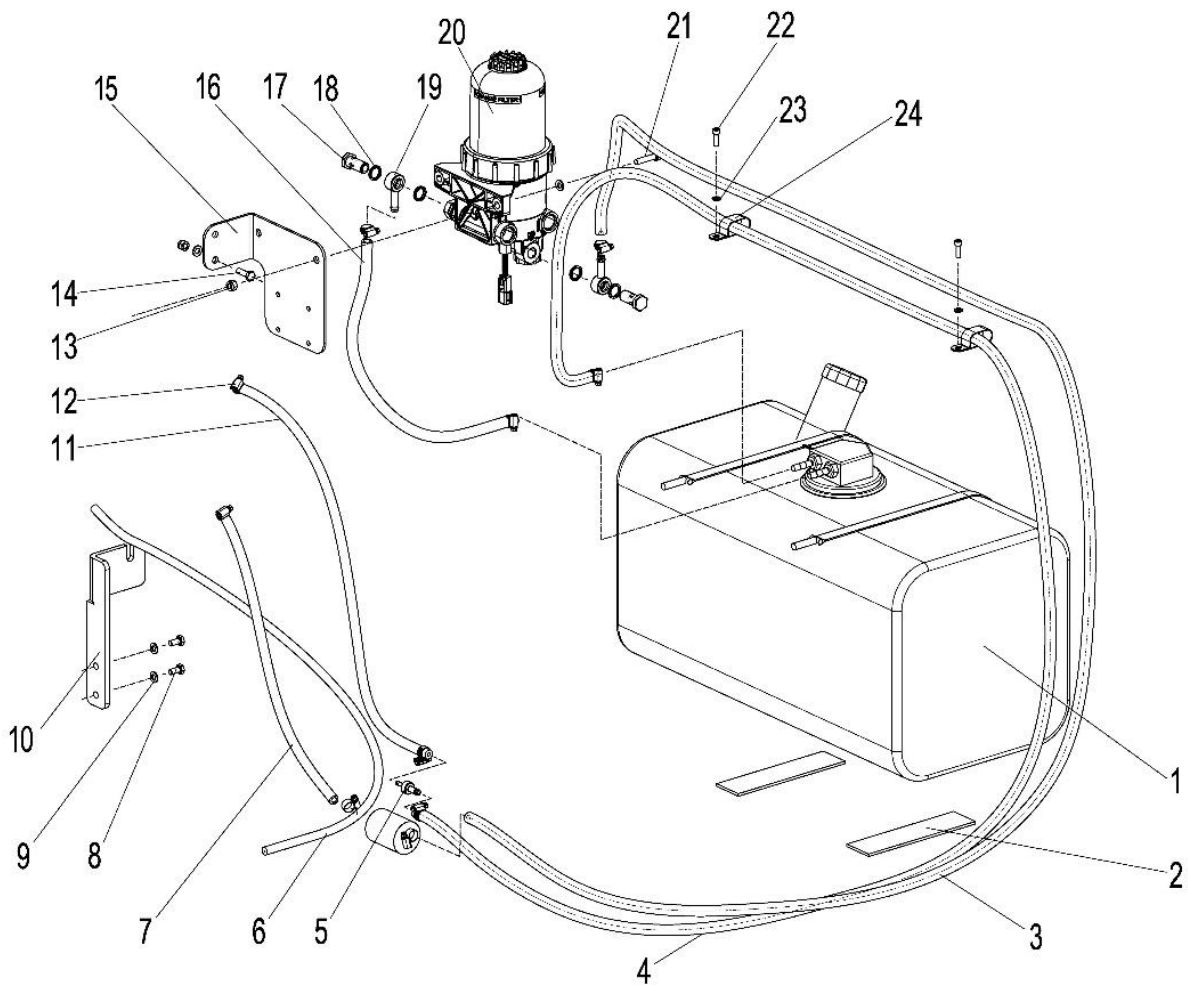
### Cooling System 0077340010600000



**Cooling System 0077340010600000**

No.	Material Code	Description and Specification	Number of Units	Remark
34	00773407130601180	Plate I	2	
35	1040301515	Washer 8-200HV	34	GB/T97.1
36	1040004519	Bolt M8×25-8.8	14	GB/T5783

### Fuel System 0077340713040000

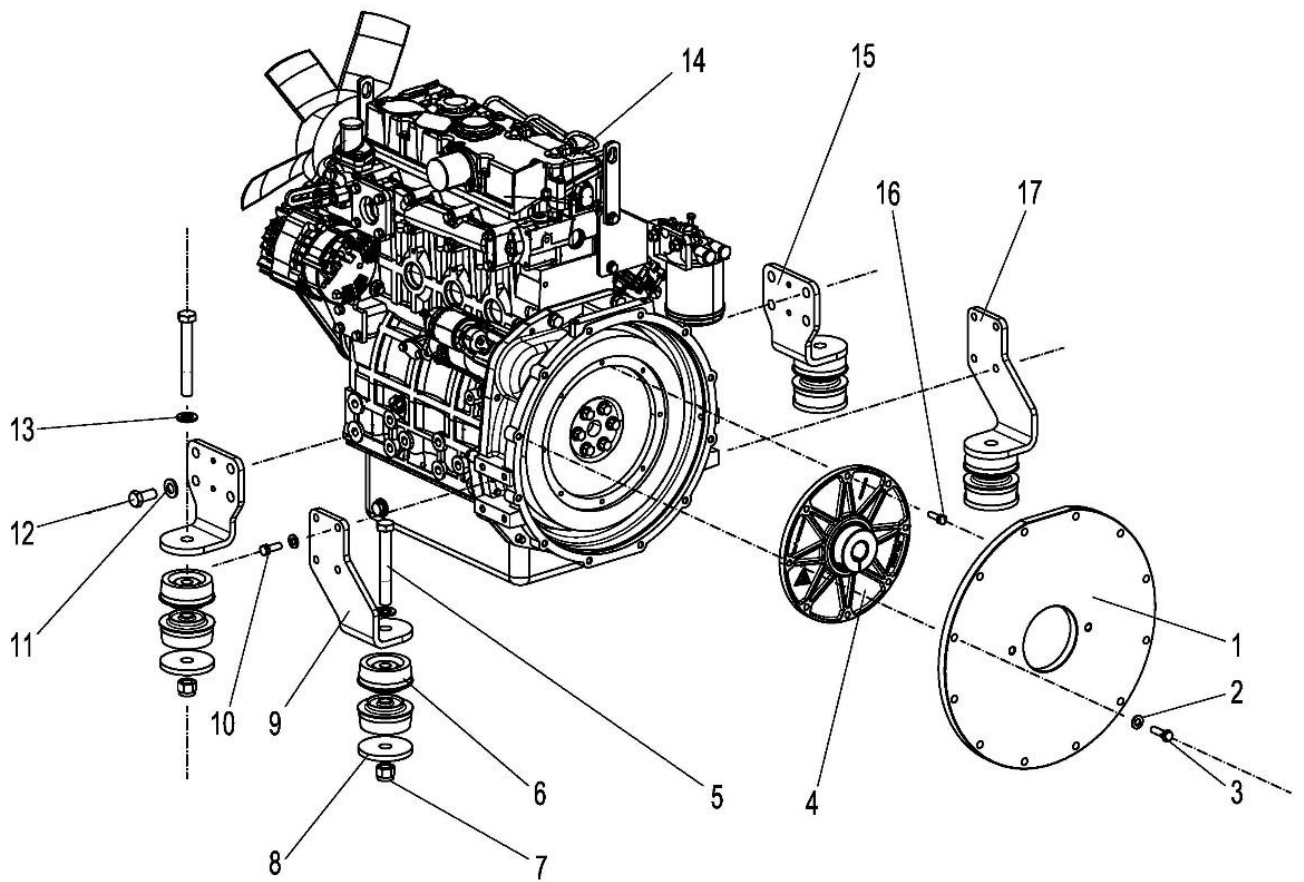




## Fuel System 00773400104000000

No.	Material Code	Description and Specification	Number of Units	Remark
1	1000400485	Fuel Tank Assembly	1	
2	00773407100401110	Subplate	2	
3	00773407130401020	Fuel Line II	1	
4	00773407130401010	Fuel Line I	1	
5	00773407130401040	Joint	1	
6	00773407130401060	Accelerator Flexible Shaft	1	
7	00773407130401030	Fuel Line III	1	
8	1040004517	Bolt M8×16-8.8	2	GB/T5783
9	1040301515	Washer 8-200HV	6	GB/T97.1
10	00773407130401070	Bending Plate	1	
11	00773407130401050	Fuel Line V	1	
12	1990202279	Turbine Worm Clamp	10	
13	1040200503	Nut M8-8	4	GB/T889.1
14	1040000239	Bolt M8×25-8.8	2	GB/T5782
15	00773407100401010	Bending Plate I	1	
16	00773407100401070	Fuel Line IV	1	
17	00773407100401060	Hollow Bolt	2	
18	1081000673	Combined Sealing Washer	4	
19	00773407100401050	Joint II	2	
20	1000400478	Oil-water Separator	1	
21	1040004600	Bolt M8×35-8.8	2	GB/T5782
22	1040102763	Screw M6×20-8.8	2	GB/T70.1
23	1040302486	Washer 6-140HV	2	GB/T97.1
24	1990300269	Plastic Coating Adhesive Tape	2	

### Engine 00773407130200000



## Engine 00773400102000000


No.	Material Code	Description and Specification	Number of Units	Remark
1	00771107120201030	Coupling Cover	1	
2	1040302489	Washer 10-200HV	20	GB/T97.1
3	1040003028	Bolt	12	3/8-16UNC-2A×30 -10.9
4	1009805935	Flexible Coupling Assembly	1	
5	1040000530	Bolt M16×120-10.9	4	GB/T5782
6	1001500061	Engine Damper	8	
7	1040200161	Nut M16-8	4	GB/T889
8	00773407100201050	Subplate	4	
9	00771107120201040	Mounting Plate II	1	
10	1040004683	Imperial Bolt	8	3/8-16UNC-2A 3/8-16UNC-2A×25 -10.9
11	1040302491	Washer 14-200HV	8	GB/T97.1
12	1040003535	Bolt M14×1.5×30-10.9	8	GB/T5786
13	1040301016	Washer 16-300HV	4	GB/T97.1
14	1000000733	Diesel Engine	1	
15	00771107120201020	Mounting Plate III	2	
16	1040101835	Screw	8	5/16-18UNC-2A×2 5-10.9
17	00771107120201010	Mounting Plate I	1	



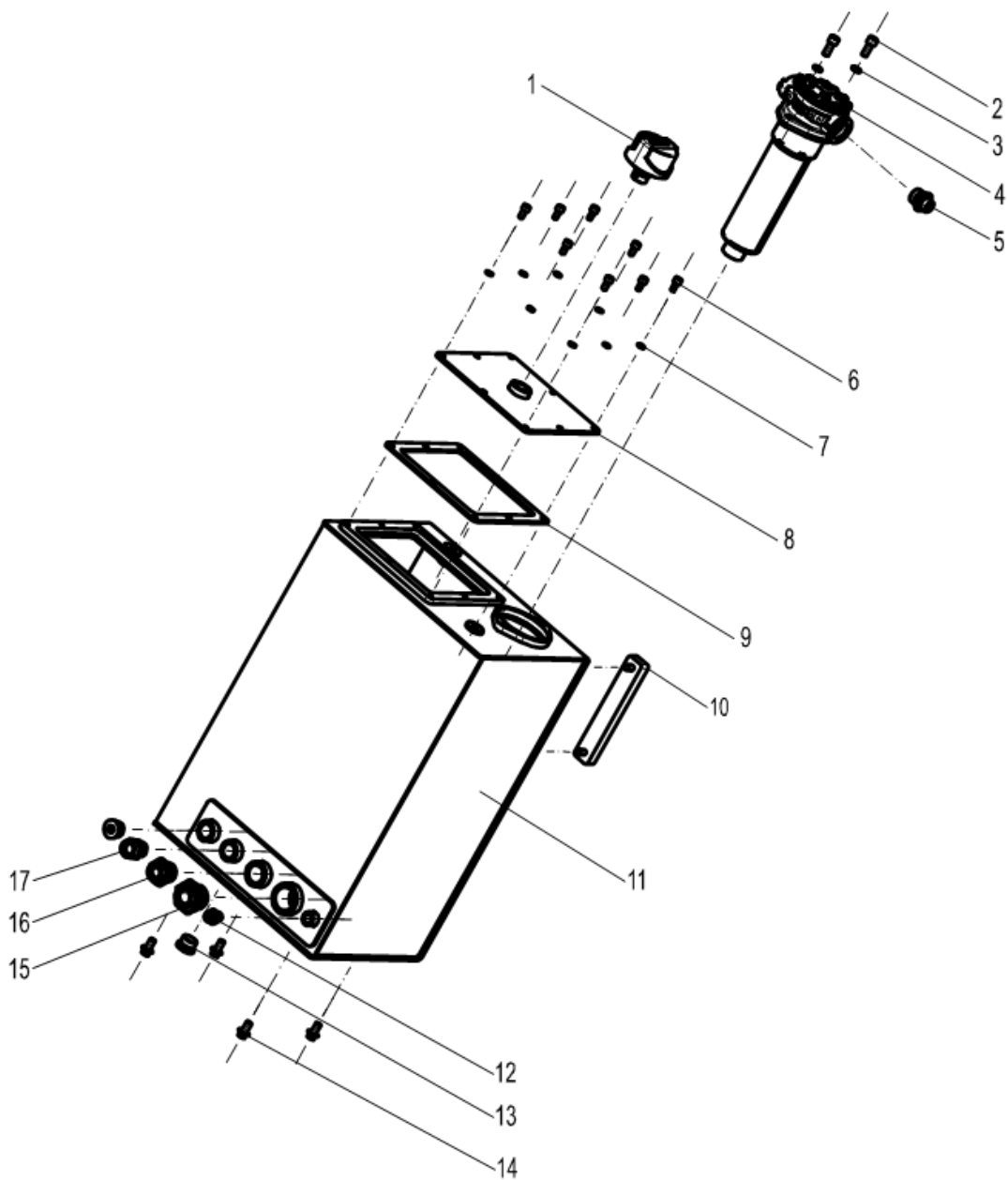
# **ZOOMLION**

**Parts Manual**

**Section 6 Hydraulic System**



### Hydraulic Oil Tank Assembly 00773405200200000

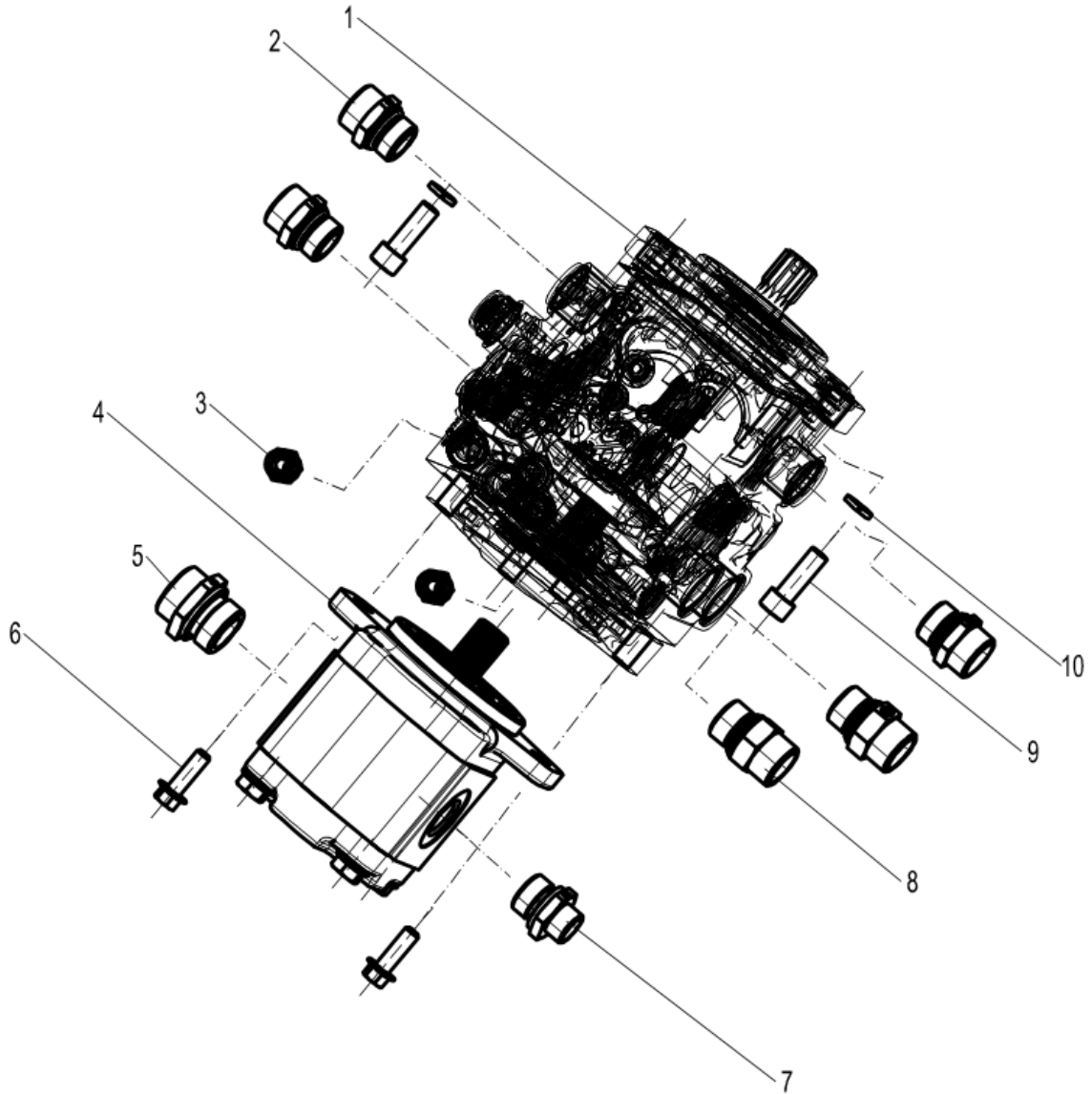


## Hydraulic Oil Tank Assembly 00773405200200000

No.	Material Code	Description and Specification	Number of Units	Remark
1	1010500340	Air Filter	1	
2	1040101492	Screw M10×25-8.8	2	GB/T70.1
3	1040301502	Washer 10	2	GB/T93
4	1010601121	Return Filter	1	
5	1140113717	Male Stud Connector	1	
6	1040100859	Screw M8×16-8.8	6	GB/T70.1
7	1040301510	Washer 8	6	GB/T93
8	773405200220000	Cap	1	
9	00773405200230000	Sealplate	1	
10	1019901354	Liquidometer	1	
11	00773405200210000	Tank	1	
12	1140101462	Male Stud Connector	1	
13	1140101628	Chock Plug	2	
14	1040004159	Bolt M12×20-8.8	4	GB/T5787
15	1140101821	Male Stud Connector	1	
16	1140111518	Male Stud Connector	1	
17	1140101707	Male Stud Connector	1	

Hydraulic Pump Assembly 00773405200400000

图  
说  
明



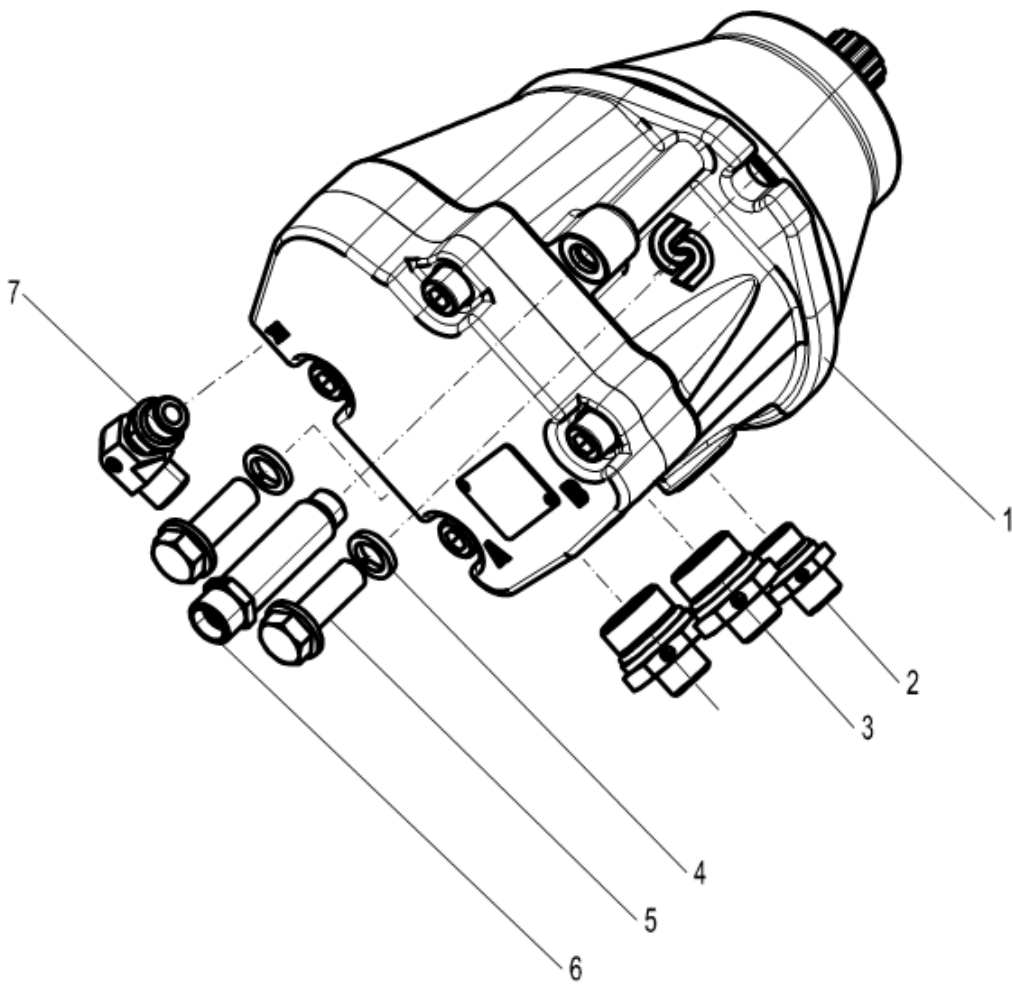
HYDRAULIC  
SYSTEM



## Hydraulic Pump Assembly 00773405200400000

No.	Material Code	Description and Specification	Number of Units	Remark
1	1010001910	Travel Pump	1	
2	1149900896	Male Stud Connector	3	
3	1140113942	Male Stud Connector	2	
4	1010001908	Gear Pump	1	
5	1140103362	Male Stud Connector	1	
6	1040004604	Bolt M10×30-8.8	2	GB/T16674
7	1140114045	Male Stud Connector	1	
8	1140108124	Male Stud Connector	2	
9	1040100852	Screw M12×35-10.9	2	GB/T70.1
10	1040300054	Washer 12\65Mn	2	GB/T93

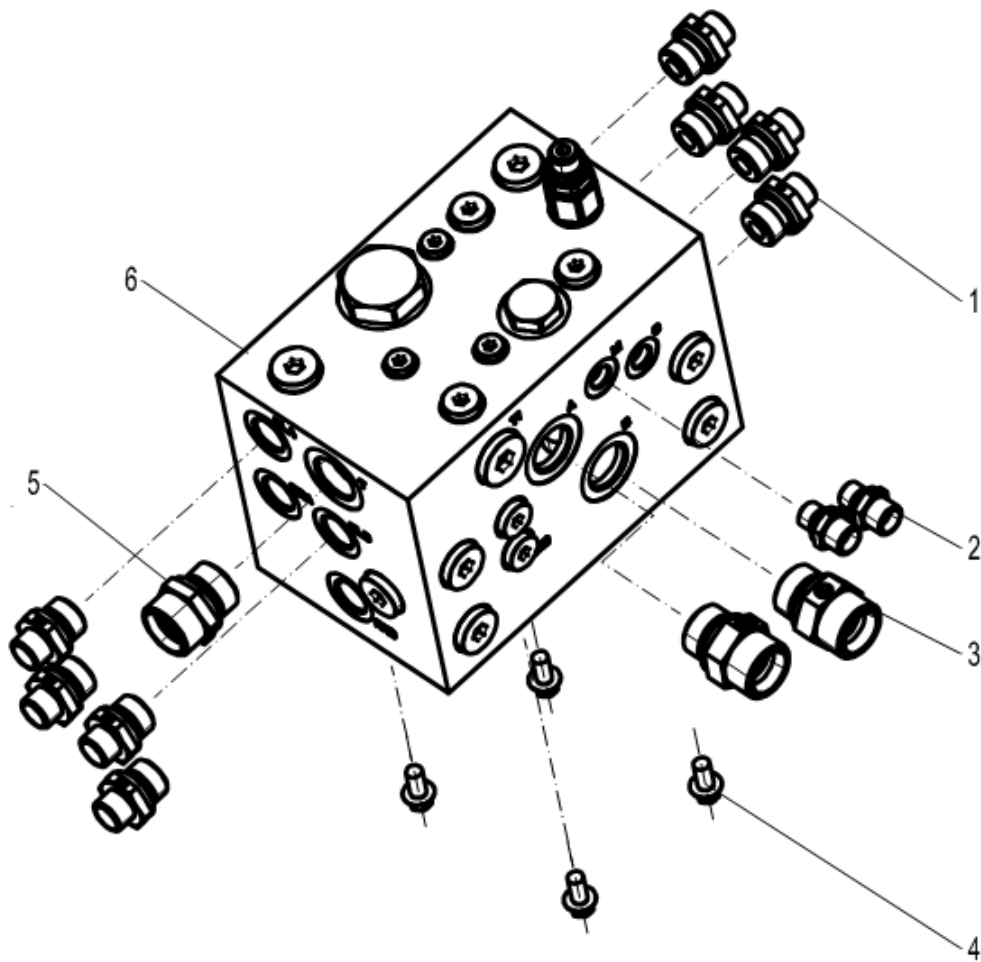
## Drive Motor Assembly 00773405200600000



**Hydraulic Motor Assembly 00773405200600000**

No.	Material Code	Description and Specification	Number of Units	Remark
1	1010100908	Travel Motor	4	
2	1140112820	Male Stud Connector	4	
3	1140114627	Male Stud Connector	8	
4	1040300054	Washer 12	8	GB/T93
5	1040004545	Bolt 7/16-14UNF×35-10.9	8	ANSI B18.2.1
6	1140114623	Male Stud Connector	4	
7	1140114622	Swivel Adjustable	2	Front Wheel Motor X1
8	1140112819	Male Stud Connector	2	Rear Wheel Motor X1

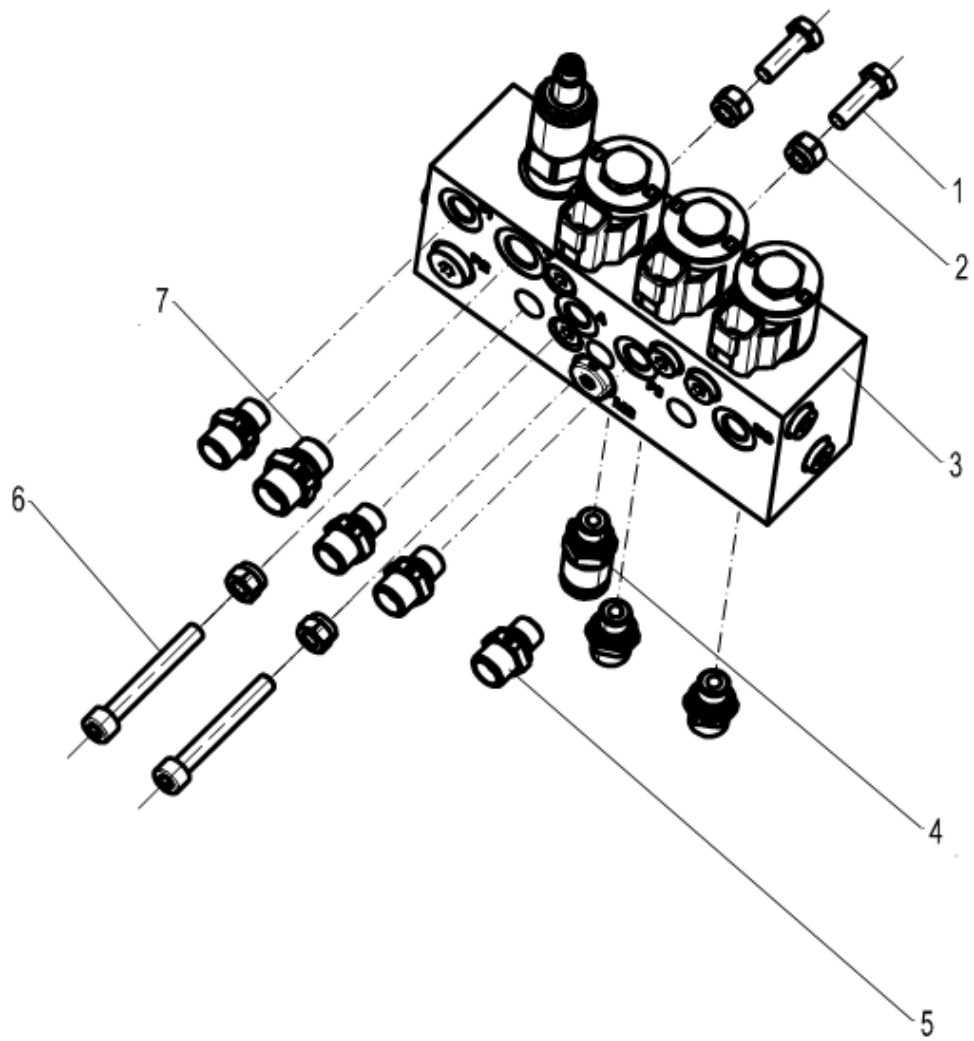
## Drive Shunt Valve Assembly 00773405200800000



**Drive Shunt Valve Assembly 00773405200800000**

No.	Material Code	Description and Specification	Number of Units	Remark
1	1140101524	Male Stud Connector	8	
2	1140101461	Male Stud Connector	2	
3	1140101523	Male Stud Connector	2	
4	1040004087	Bolt M8×16-8.8	4	GB/T16674
5	1140101707	Male Stud Connector	1	
6	1010306021	Travel Shunt Valve	1	

## Drive Control Valve Assembly 00773405201000000

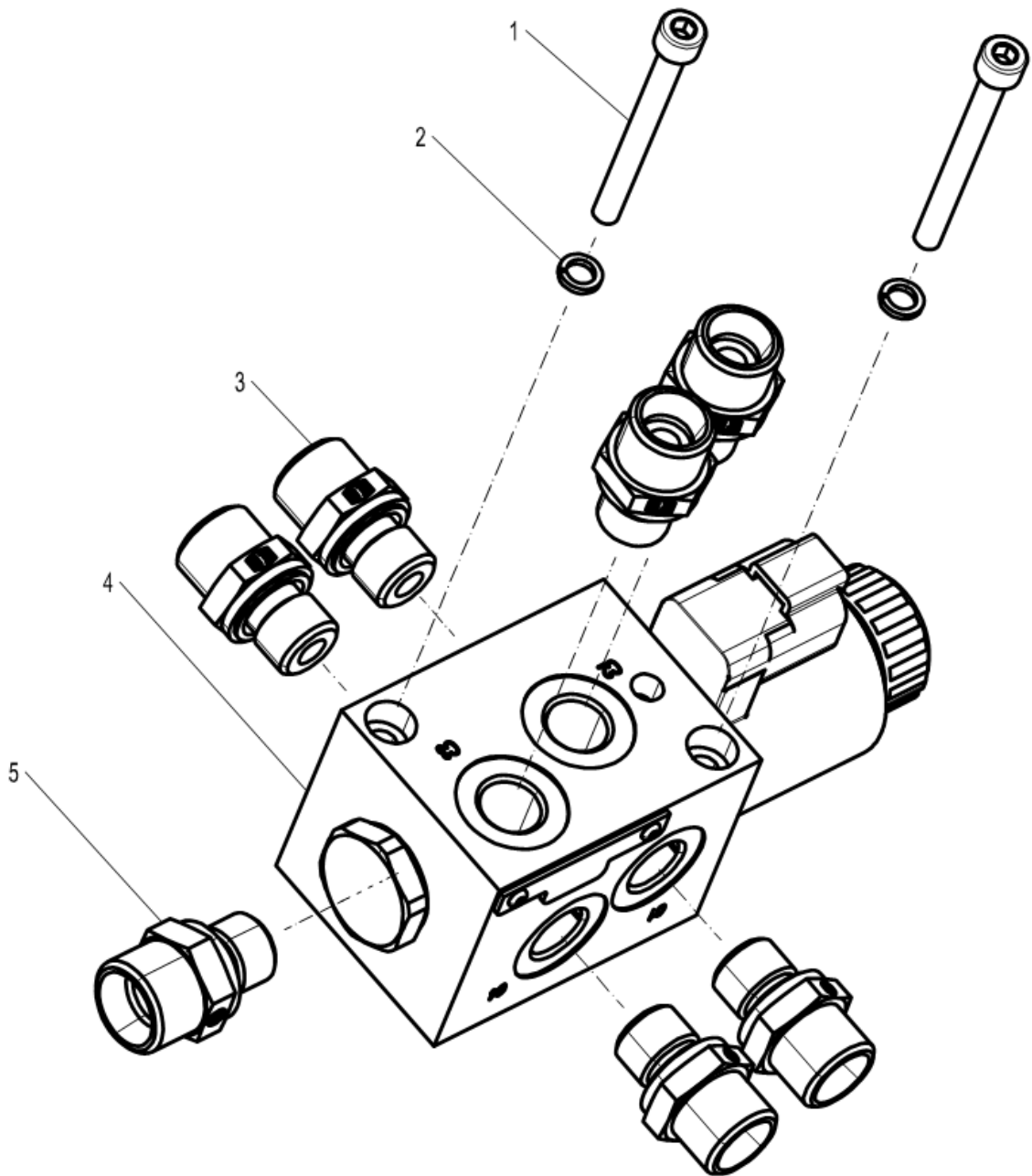


**Drive Control Valve Assembly 00773405201000000**

No.	Material Code	Description and Specification	Number of Units	Remark
1	1040004519	Bolt M8×25-8.8 <sup>1</sup>	2	GB/T5783
2	1040200503	Screw M8-8	4	GB/T889.1
3	1010306349	Travel Control Valve	1	
4	1140114187	Pressure Joints	1	
5	1140101461	Male Stud Connector	6	
6	1040102739	Screw M8×60-8.8	2	GB/T70.1
7	1140101462	Male Stud Connector	1	

## Platform Select Valve Assembly 00773405201200000

起  
重  
机  
说  
明  
书

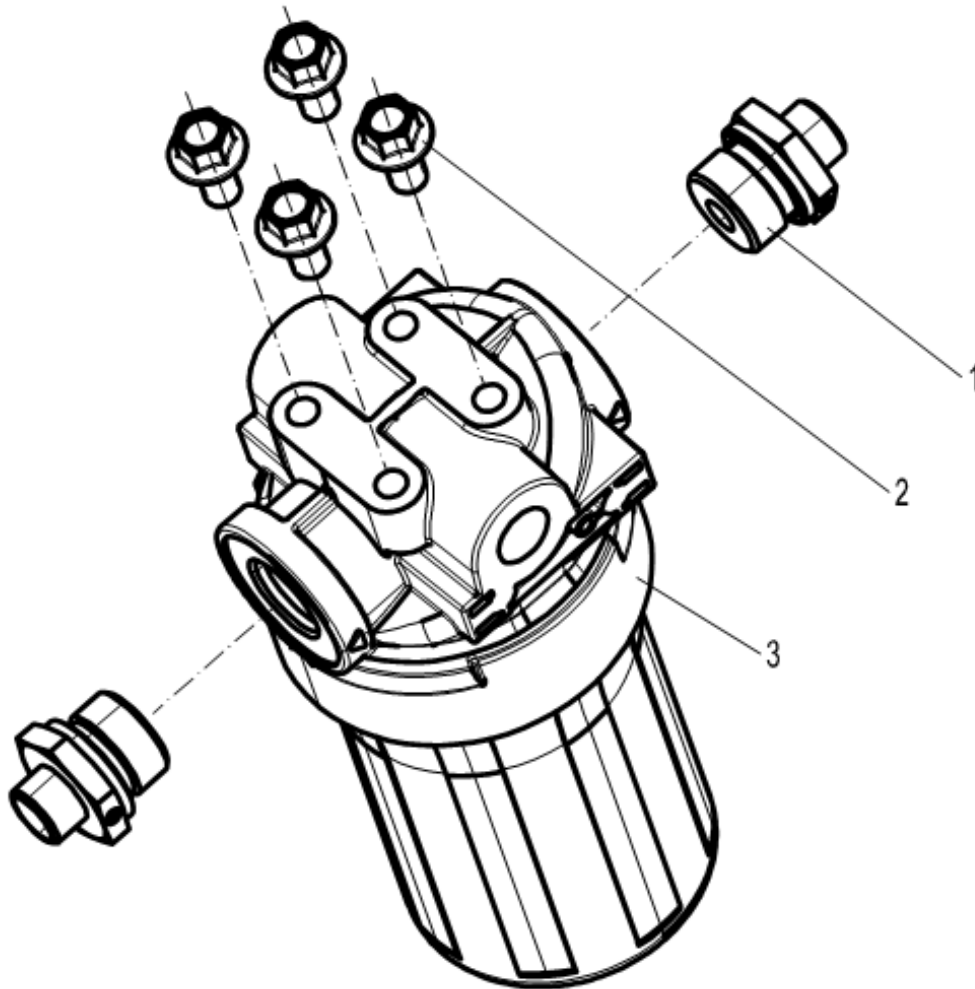




**Platform Select Valve Assembly 00773405201200000**

No.	Material Code	Description and Specification	Number of Units	Remark
1	1040102777	Screw M4×50-8.8 <sup>1</sup>	2	GB/T70.1
2	1040300060	Washer 5	2	GB/T93
3	1140101461	Male Stud Connector	6	
4	1010306226	Direction Valve <sup>2</sup>	1	
5	1140101521	Male Stud Connector	1	

**Low Pressure Filter Assembly 00773405201400000**

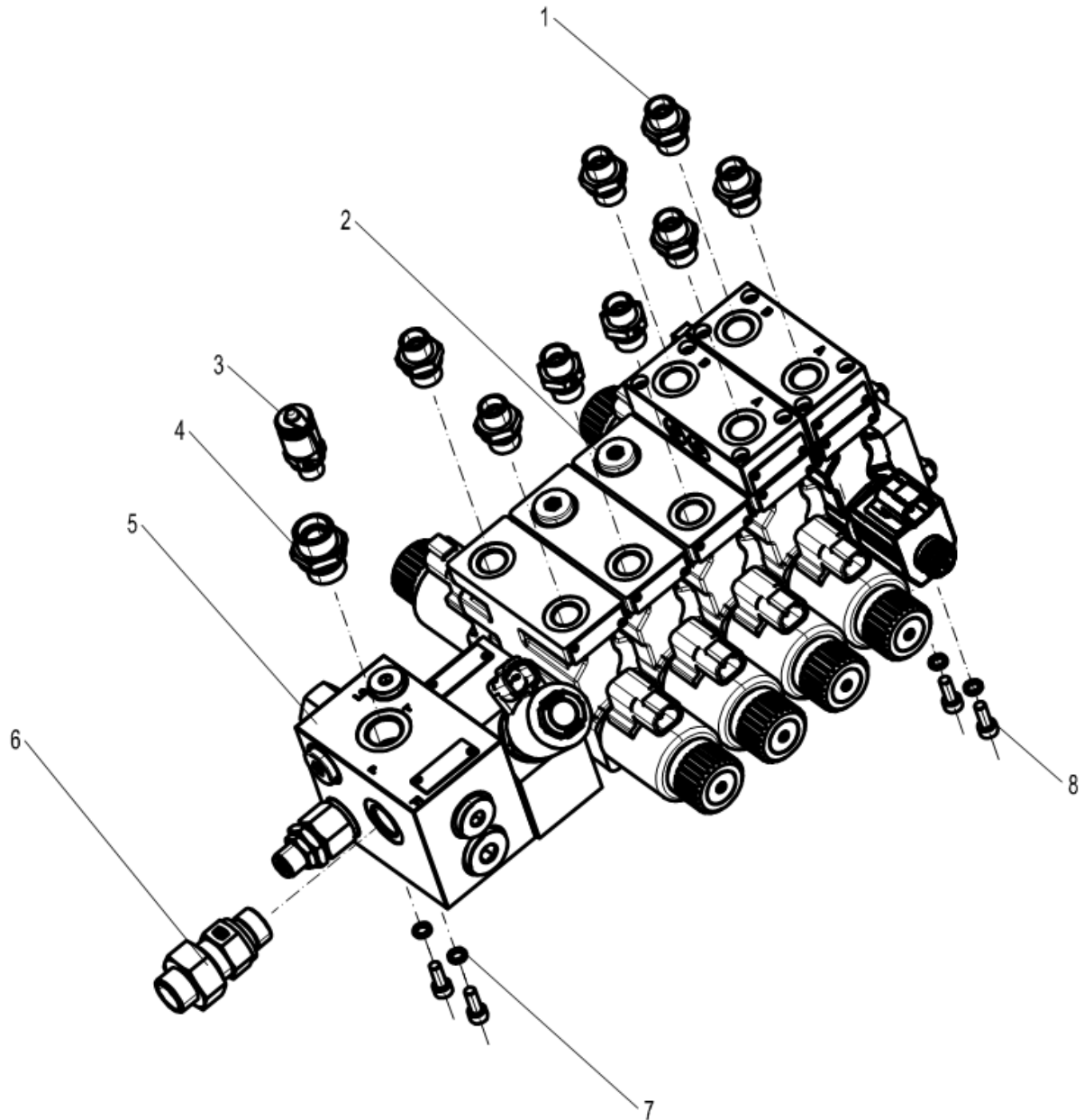


**Low Pressure Filter Assembly 00773405201400000**

No.	Material Code	Description and Specification	Number of Units	Remark
1	1010601136	Low Pressure Filter	1	
2	1140207362	Male Stud Connector	2	
3	1040003720	Bolt M10×20-8.8	4	GB/T5787

## Main Valve Assembly 00773405201600000

起  
机  
说  
明



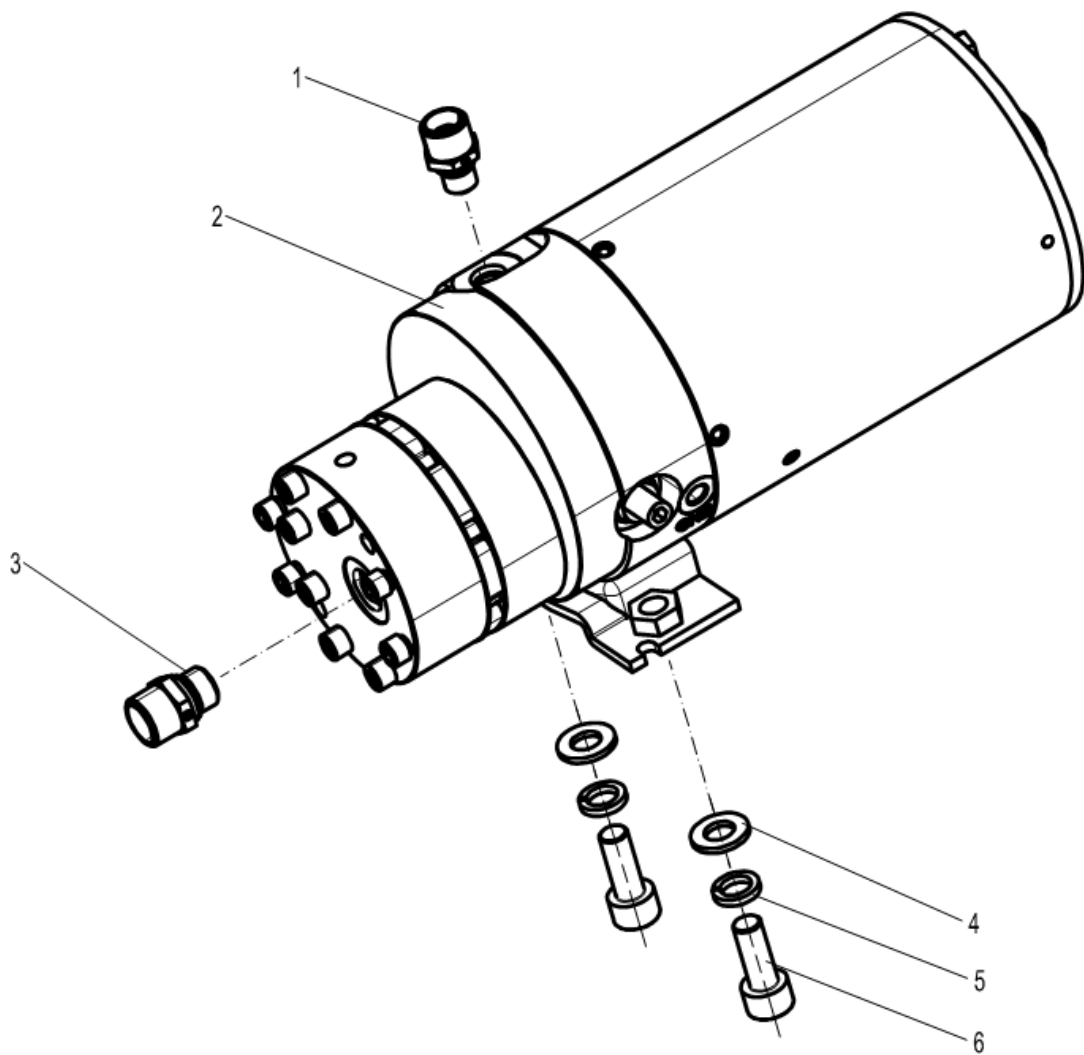
HYDRAULIC  
SYSTEM

**Main Valve Assembly 00773405201600000**

No.	Material Code	Description and Specification	Number of Units	Remark
1	1140114040	Male Stud Connector	8	
2	1140101629	Plug Screw	1	
3	1140114187	Pressure Joints	1	
4	1140107481	Male Stud Connector	1	
5	1010306014	Main Valve	1	
6	1010302829	Non Return Valve	1	
7	1040300062	Washer 6	4	GB/T93
8	1040100058	Screw M6×16-8.8	4	GB/T70.1

## Auxiliary Motor Pump Assembly 00773405202000000

起  
机  
说  
明

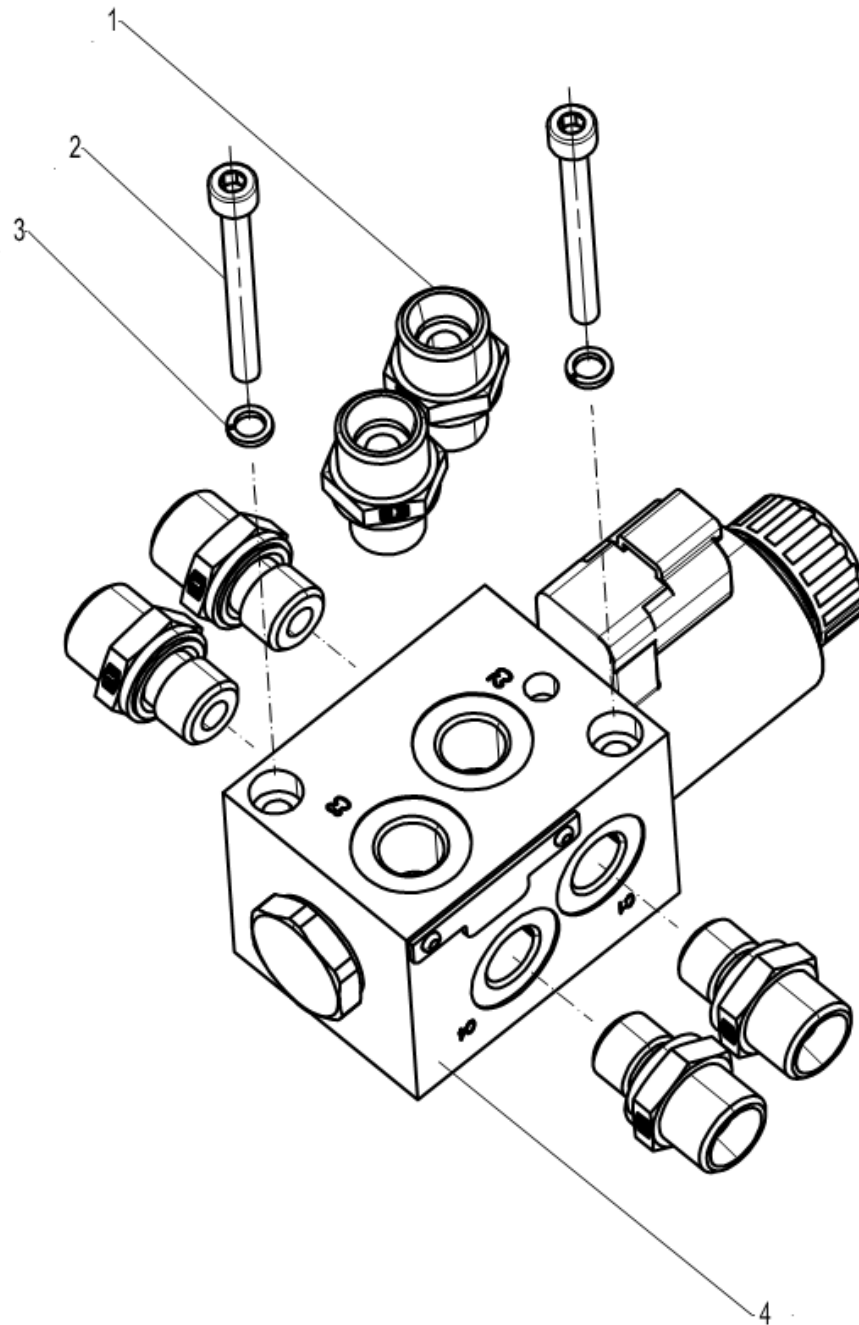


HYDRAULIC  
SYSTEM

**Auxiliary Motor Pump Assembly 00773405202000000**

No.	Material Code	Description and Specification	Number of Units	Remark
1	1140112827	Male Stud Connector	1	
2	1010001911	Auxiliary Motor Pump	1	
3	1140103405	Male Stud Connector	1	
4	1040302489	Washer 10-200HV	2	GB/T97.1
5	1040301502	Washer 10	2	GB/T93
6	1040101492	Screw M10×25-8.8	2	GB/T70.1

## Level Select Valve Assembly 00773405202200000

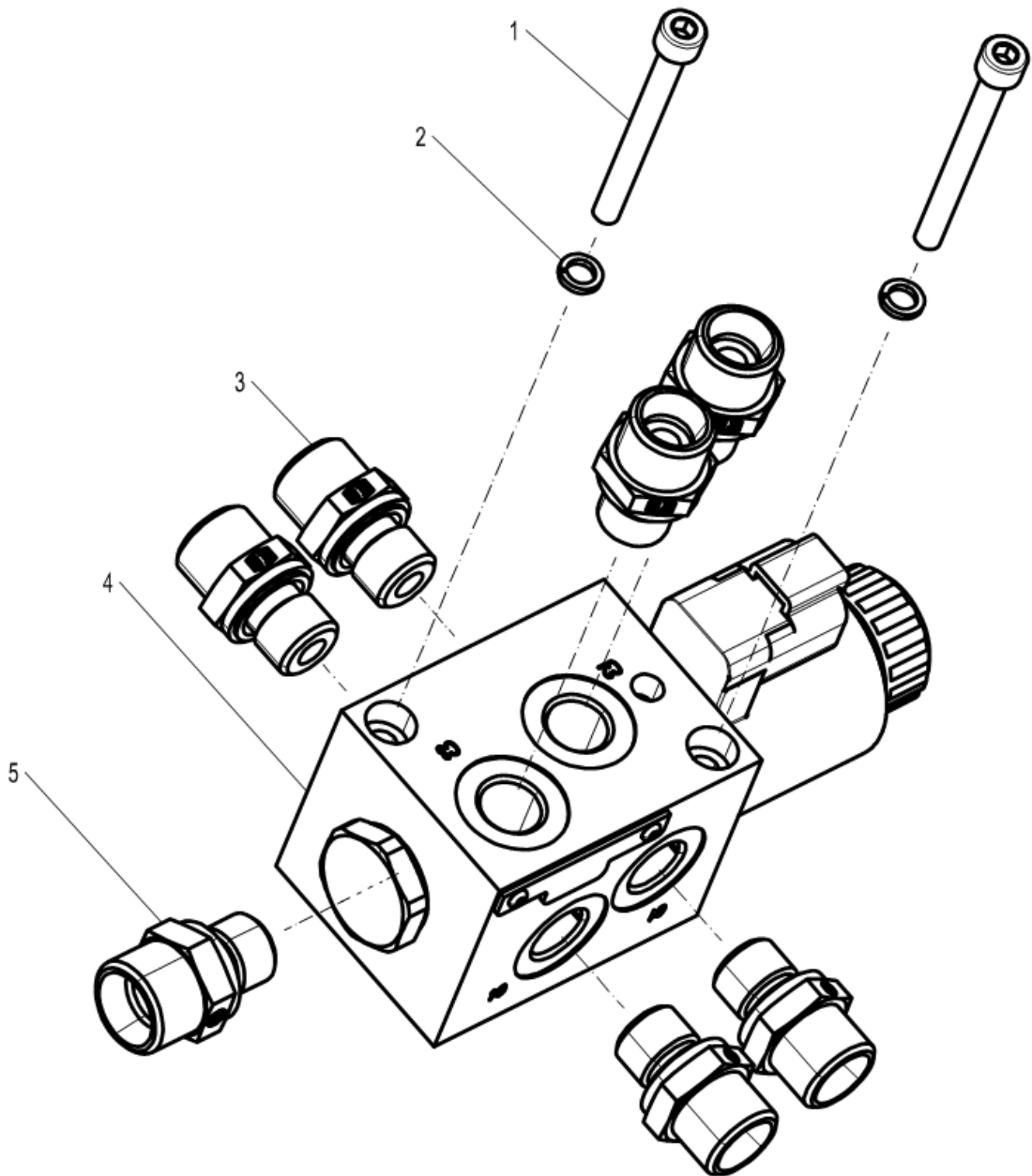




**Level Select Valve Assembly 00773405202200000**

No.	Material Code	Description and Specification	Number of Units	Remark
1	1140101461	Male Stud Connector	6	
2	1040102777	Screw M4×50-8.8	2	GB/T70.1
3	1040300060	Washer 5	2	GB/T93
4	1010306016	Platform Select Valve	1	

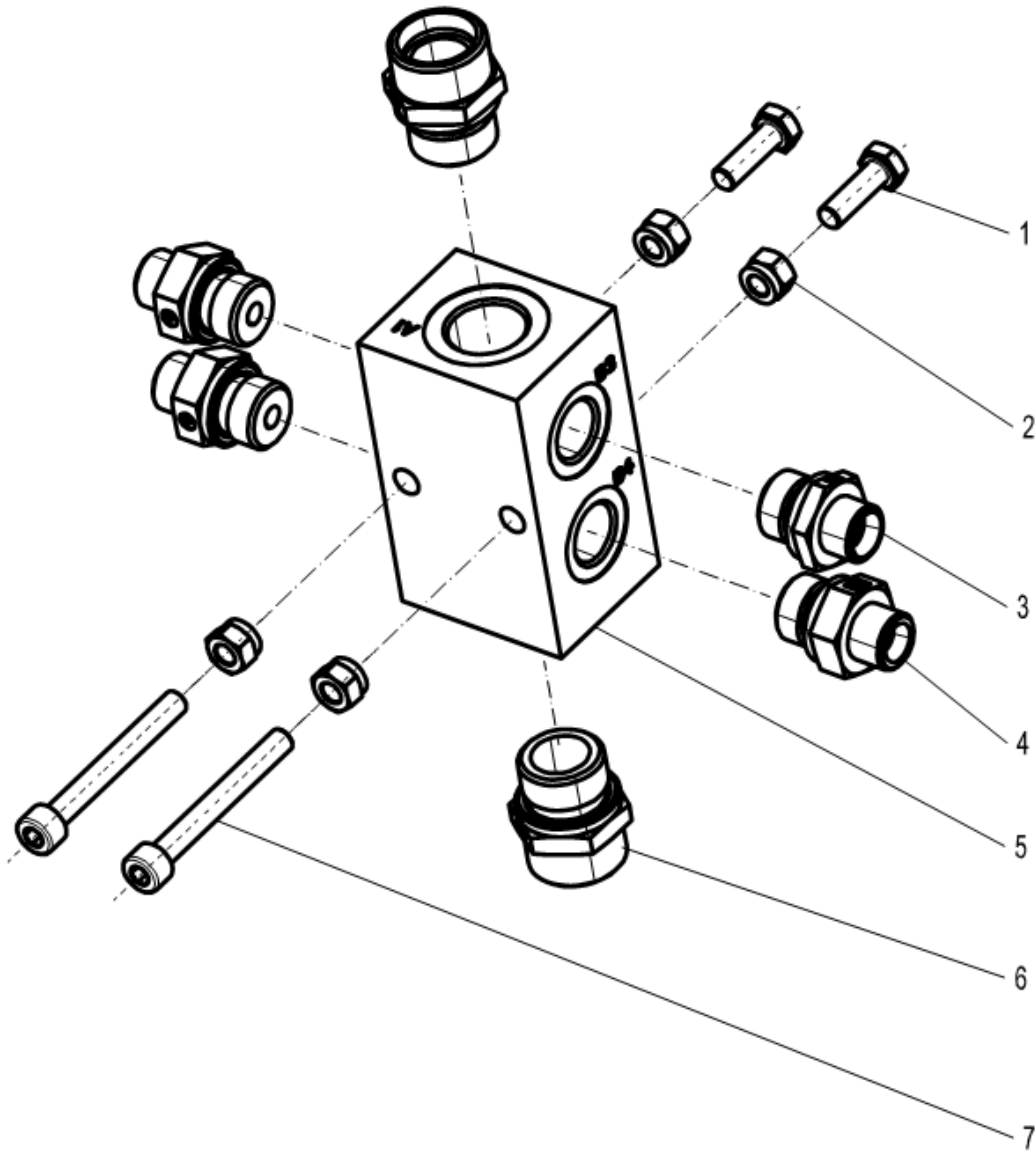
**Telescope Select Valve Assembly 0077340520240000**



**Telescope Select Valve Assembly 00773405202400000**

No.	Material Code	Description and Specification	Number of Units	Remark
1	1040100030	Screw M5×50-8.8 <sup>1</sup>	2	GB/T70.1
2	1040300060	Washer 5	2	GB/T93
3	1140101461	Male Stud Connector	6	
4	1010306226	Platform Select Valve	1	
5	1140101521	Male Stud Connector	1	

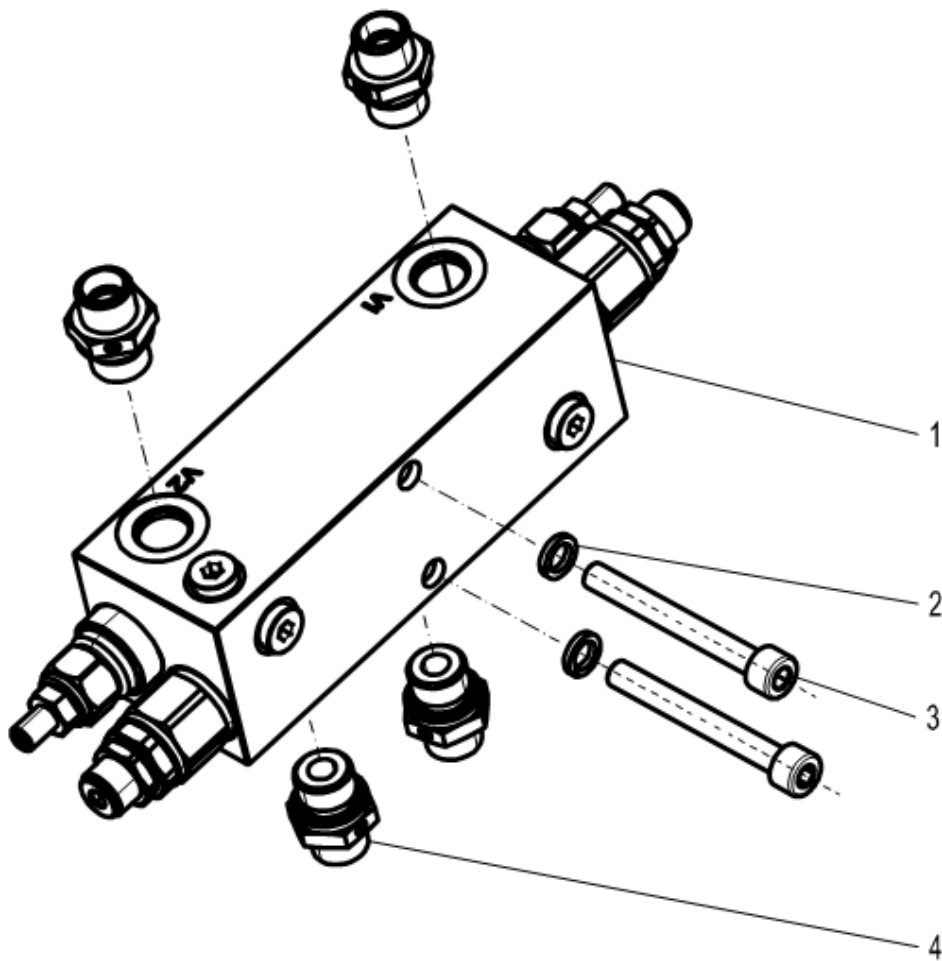
**Manifold Block Assembly 00773405202600000**



**Manifold Block Assembly 00773405202600000**

No.	Material Code	Description and Specification	Number of Units	Remark
1	1040000288	Bolt M8×25-8.8 <sup>1</sup>	2	GB/T5783
2	1040201897	Screw M8-8	4	GB/T889.1
3	1140101463	Male Stud Connector	1	
4	1140102936	Male Stud Connector	3	
5	1019807719	Integrated Oil Return Block	1	
6	1140101707	Male Stud Connector	2	
7	1040100024	Screw M8×65-8.8	2	GB/T70.1

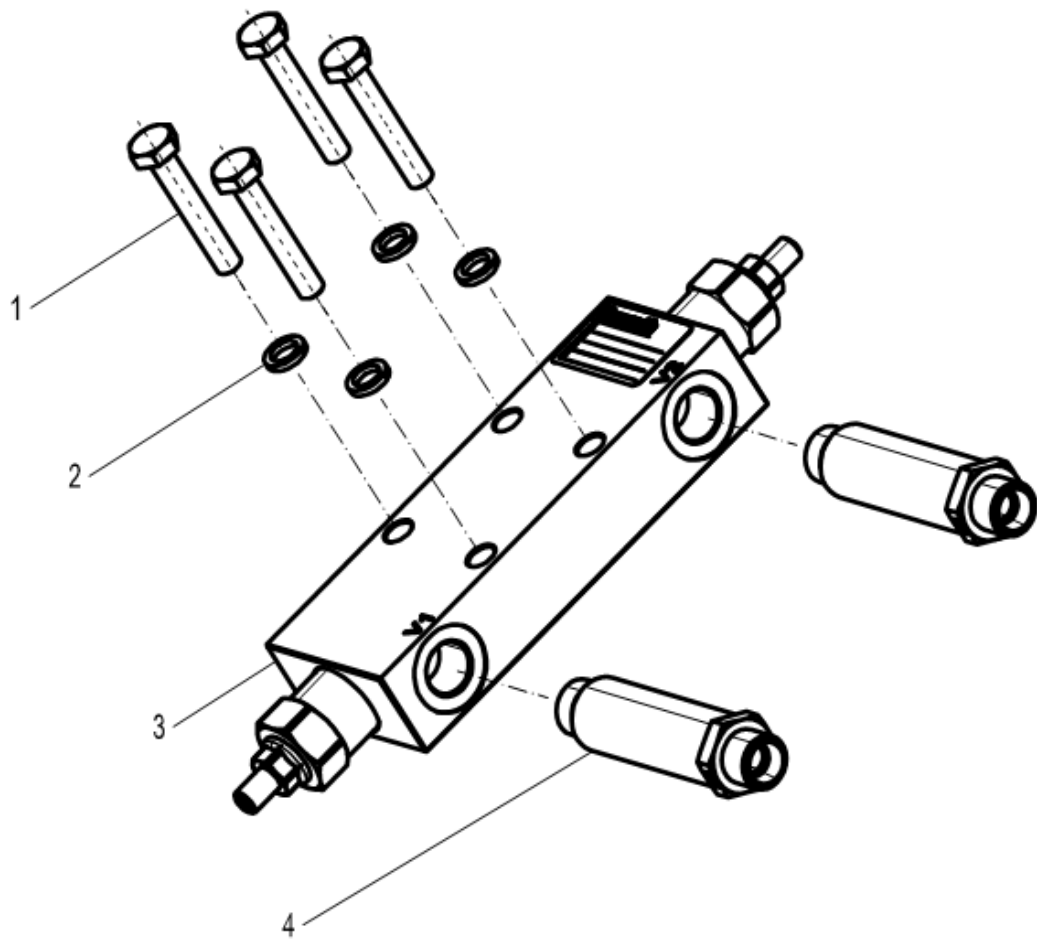
**Lower Level Cylinder Balance Valve Assembly 0077340520280000**



**Lower Level Cylinder Balance Valve Assembly 00773405202800000**

No.	Material Code	Description and Specification	Number of Units	Remark
1	1010306227	Balance Valve <sup>1</sup>	1	
2	1040100024	Screw M8×65-8.8	2	GB/T70.1
3	1040301510	Washer 8	2	GB/T93
4	1140114040	Male Stud Connector	4	

## Upper Level Cylinder Balance Valve Assembly 0077340520300000

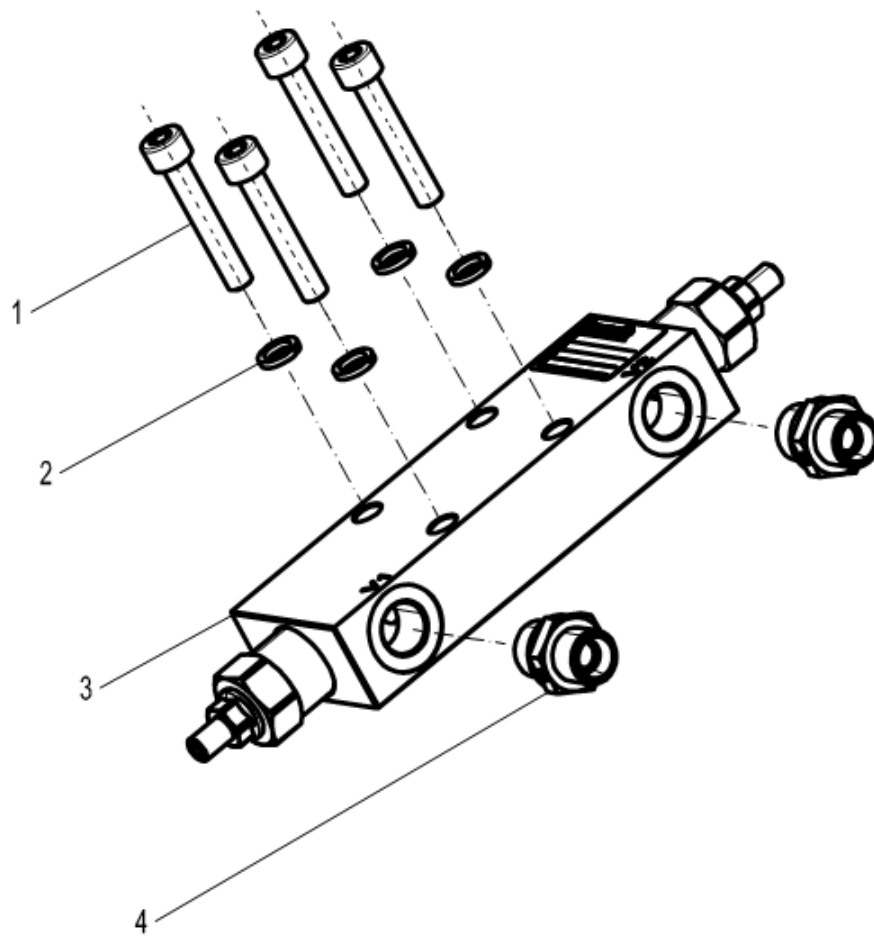




**Upper Level Cylinder Balance Valve Assembly 00773405203000000**

No.	Material Code	Description and Specification	Number of Units	Remark
1	1040004521	Bolt M8×45-8.8	4	GB/T5783
2	1040301510	Washer 8	4	GB/T93
3	1010306020	Balance Valve	1	
4	1140114624	Male Stud Connector	2	

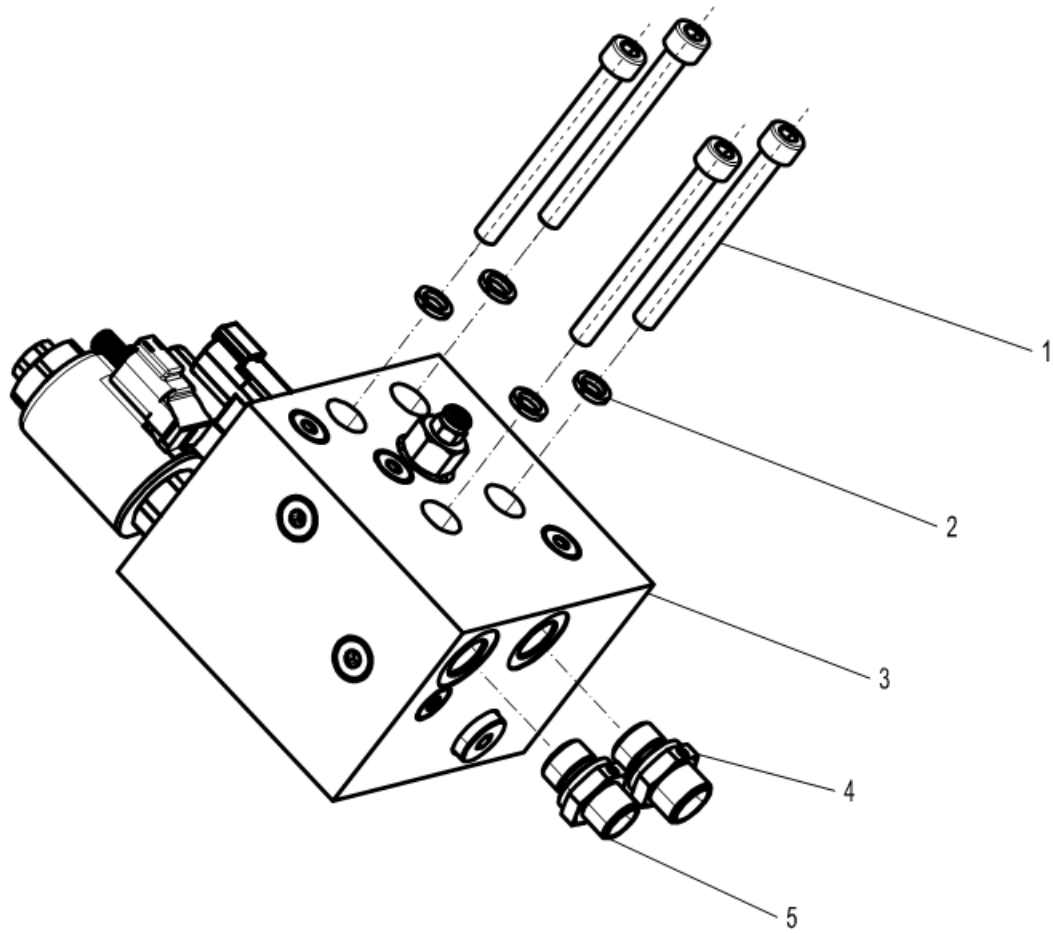
## Jib Cylinder Balance Valve Assembly 00773405203200000



**Jib Cylinder Balance Valve Assembly 00773405203200000**

No.	Material Code	Description and Specification	Number of Units	Remark
1	1040100148	Screw M8×45-8.8	4	GB/T5783
2	1040301510	Washer 8	4	GB/T93
3	1010306020	Balance Valve	1	
4	1140114040	Male Stud Connector	2	

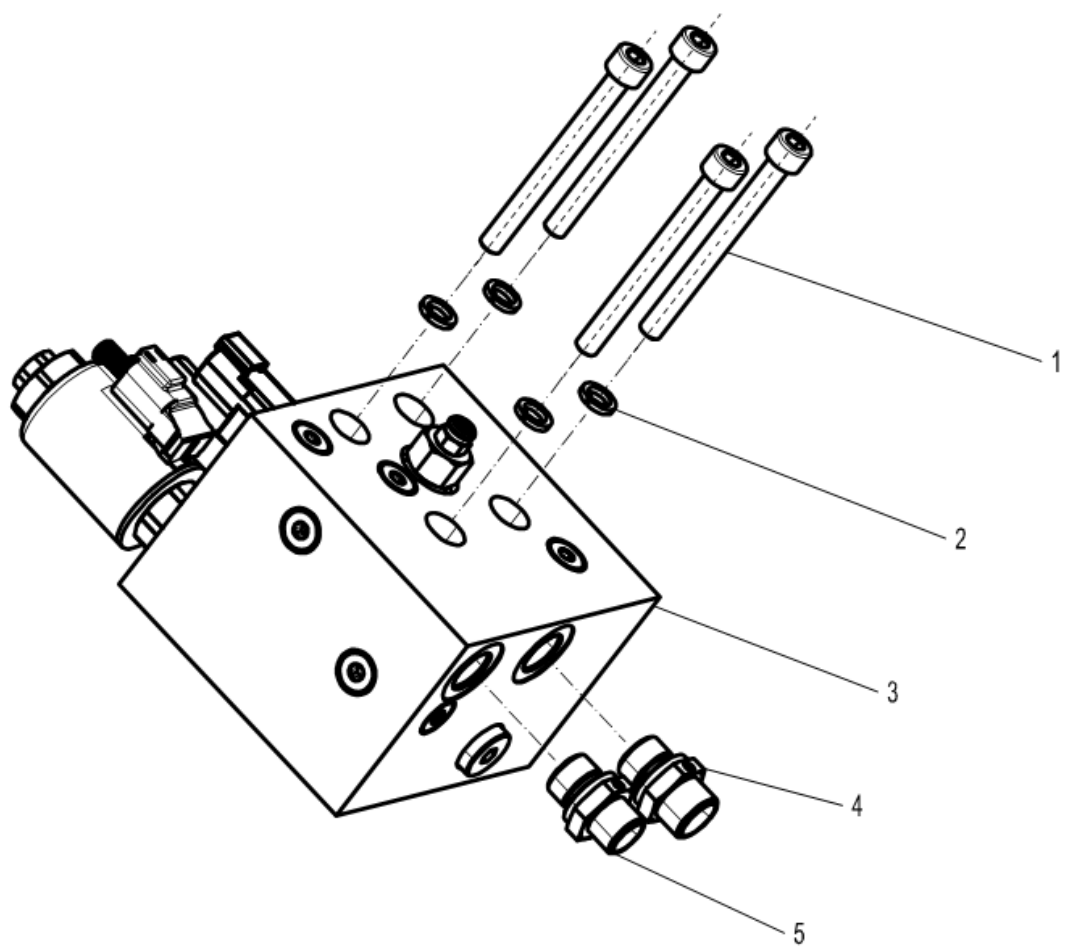
**Main Boom Cylinder Balance Valve Assembly 0077340520340000**



**Main Boom Cylinder Balance Valve Assembly 00773405203400000**

No.	Material Code	Description and Specification	Number of Units	Remark
1	1040100196	Screw M8×80-8.8	4	GB/T70.1
2	1040301510	Washer 8	4	GB/T93
3	1010306589	Lifting Balance Valve	1	
4	1140101462	Male Stud Connector	1	
5	1140114040	Male Stud Connector	1	

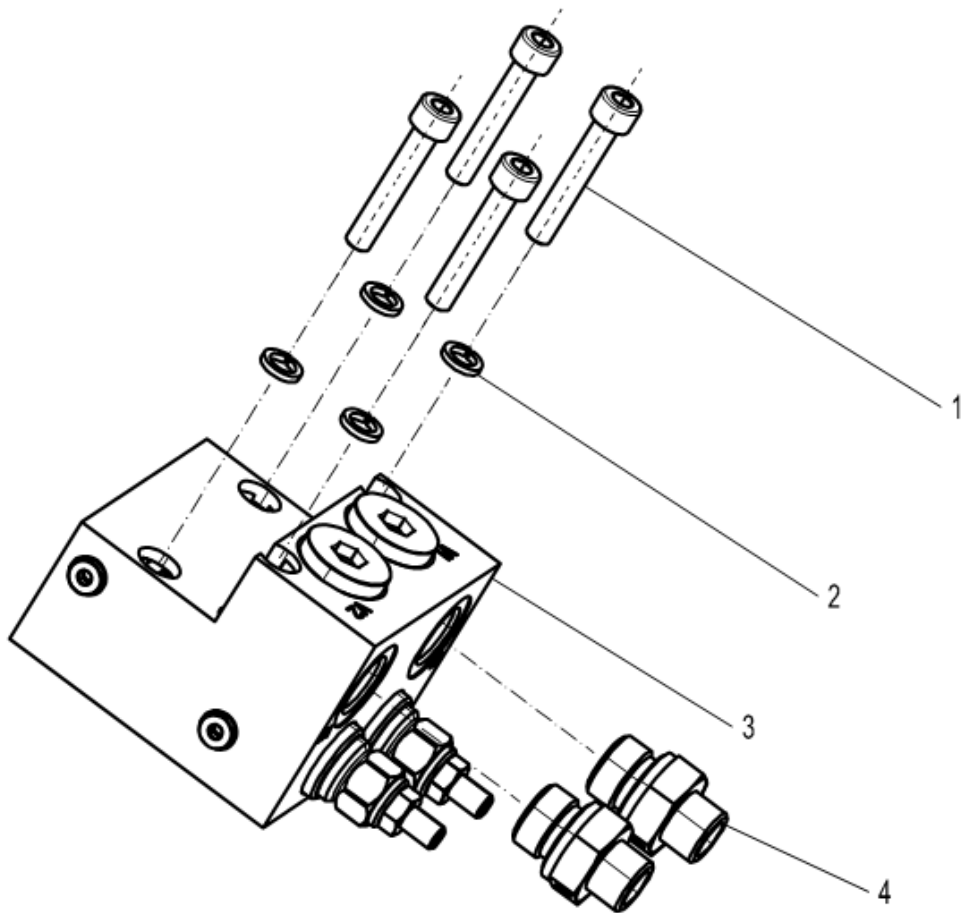
## Tower Boom Cylinder Balance Valve Assembly 0077340520360000



**Tower Boom Cylinder Balance Valve Assembly 00773405203600000**

No.	Material Code	Description and Specification	Number of Units	Remark
1	1040100196	Screw M8×80-8.8	4	GB/T70.1
2	1040301510	Washer 8	4	GB/T93
3	1010306589	Lifting Balance valve	1	
4	1140101462	Male Stud Connector	1	
5	1140114040	Male Stud Connector	1	

## Telescope Cylinder Balance Valve Assembly 00773405203800000

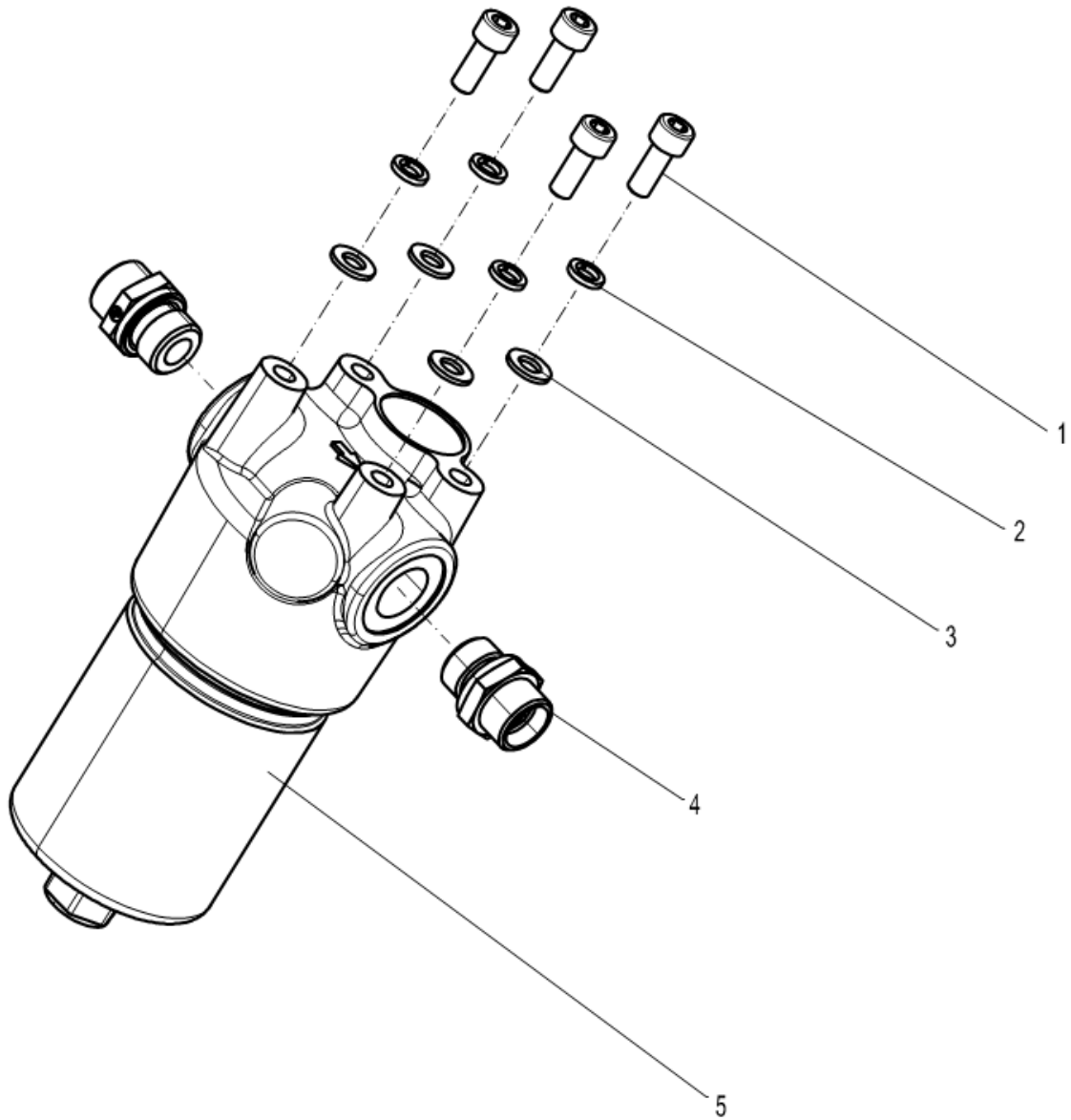




**Telescope Cylinder Balance Valve Assembly 00773405203800000**

No.	Material Code	Description and Specification	Number of Units	Remark
1	1040100148	Screw M8×45-8.8	4	GB/T70.1
2	1040301510	Washer 8	4	GB/T93
3	1010306060	Telescope Balance Valve	1	
4	1140102936	Male Stud Connector	2	

**High Pressure Filter Assembly 00773405204200000**



**High Pressure Filter Assembly 00773405204200000**

No.	Material Code	Description and Specification	Number of Units	Remark
1	1040100069	Screw M8×20-8.8	4	GB/T70.1
2	1040301510	Washer 8	4	GB/T93
3	1040301515	Washer 8-200HV	4	GB/T97.1
4	1140107481	Male Stud Connector	2	
5	1010601138	High Pressure Filter	1	



# **ZOOMLION**

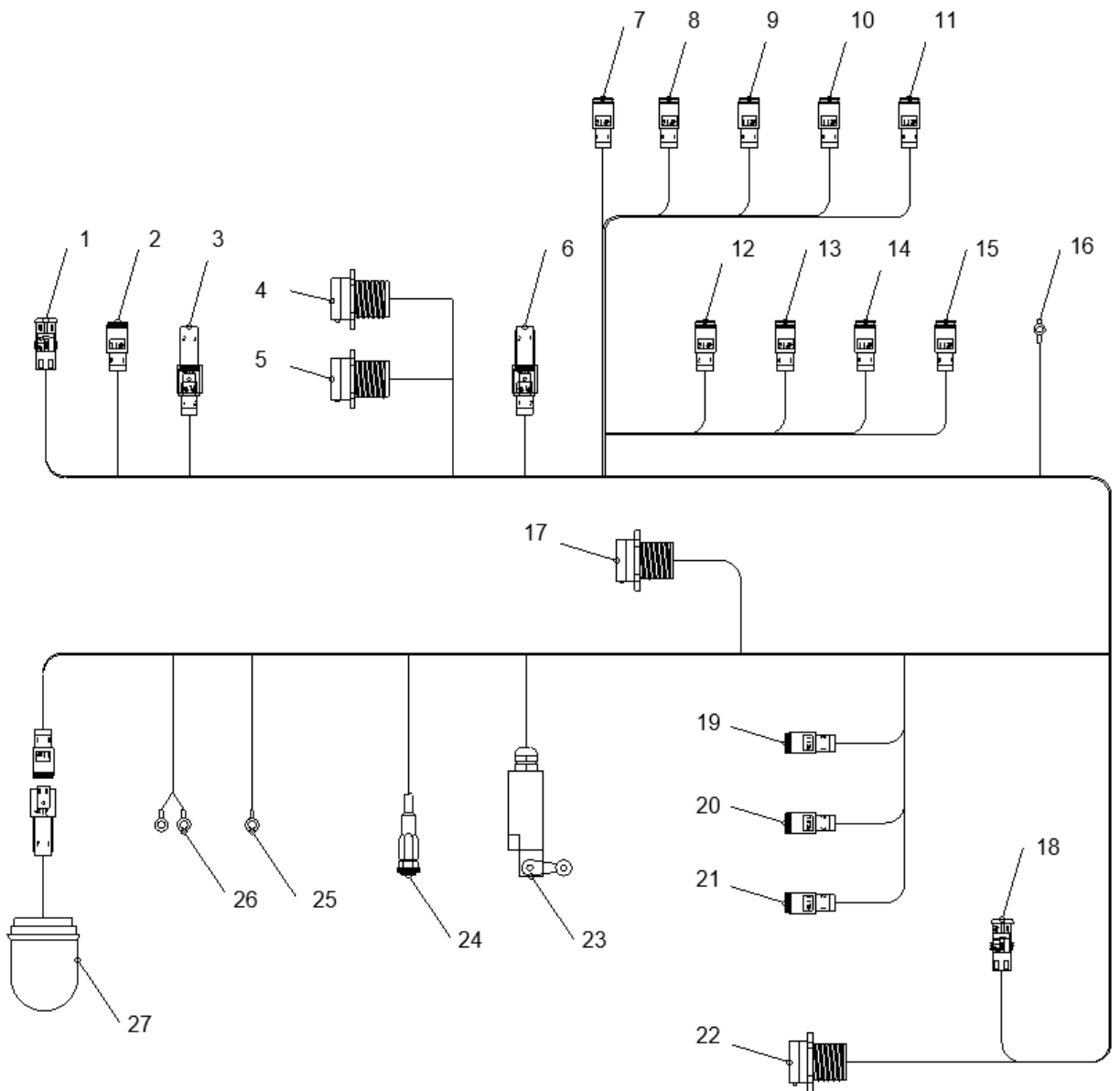
**Parts Manual**

**Section 7 Electrical System**



**Turntable Cable Bundles 00773406220410000**

图例仅供参考

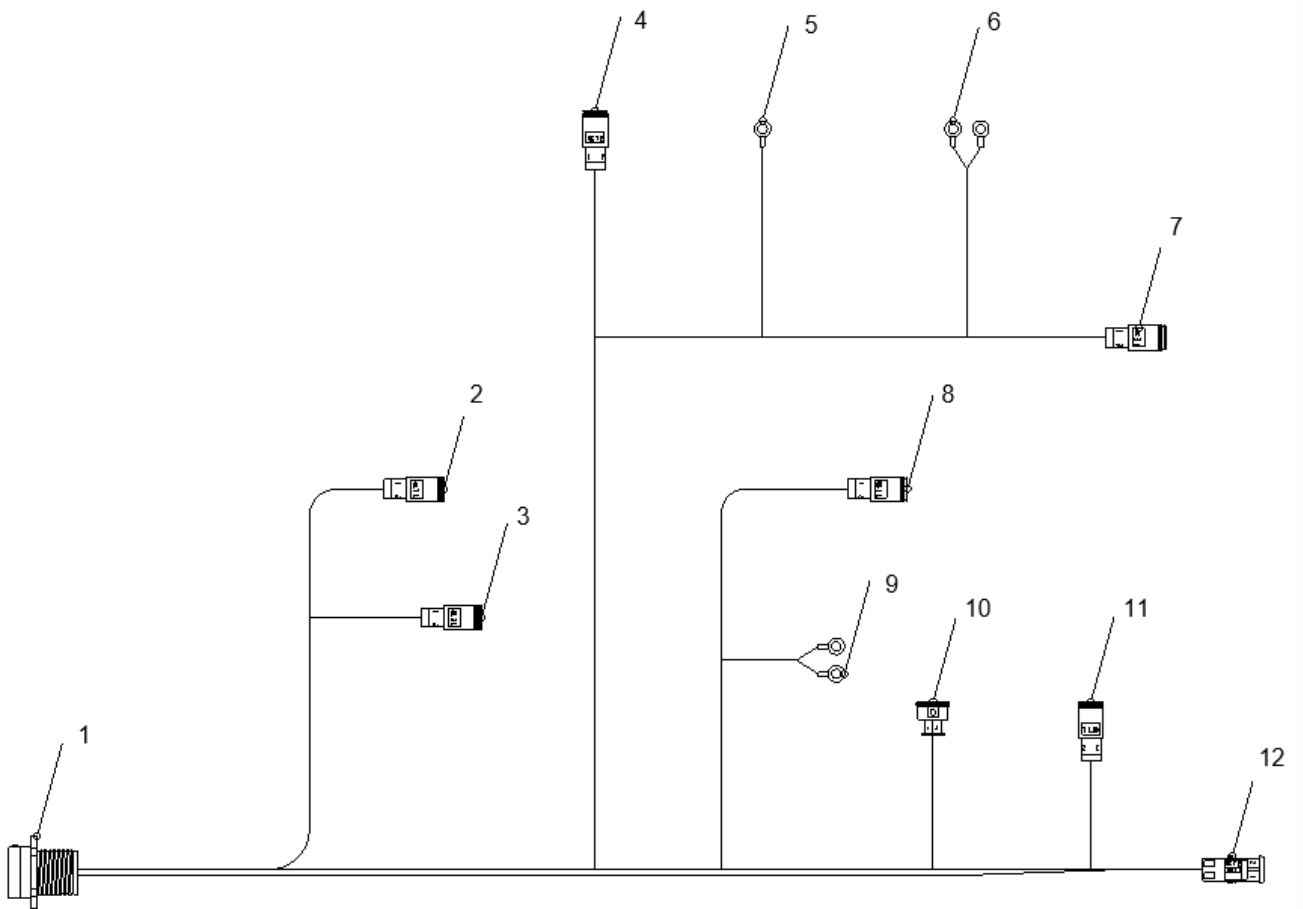


## Turntable Cable Bundles 00773406220410000

No.	Material Code	Description and Specification	Number of Units	Remark
1	/	Fuel Level	/	
2	/	Oil-water Separator	/	
3	/	Street Light	/	
4	00773406200210000	Turntable Electric Cabinet 1	1	
5	00773406200210000	Turntable Electric Cabinet 2	0	
6	/	Oil Filter Blocking Alarm	/	
7	/	Move/Telescope Reversing Valve 2	/	
8	/	Main Boom Lift Valve	/	
9	/	Tower Boom Lift Valve	/	
10	/	Turntable Swing Right Valve	/	
11	/	Front Wheel Turn Right Valve	/	
12	/	Solenoid Unloading Valve	/	
13	/	Move/Telescope Reversing Valve 1	/	
14	/	Turntable Swing Left Valve	/	
15	/	Front Wheel Turn Left Valve	/	
16	/	Auxiliary Pump Relay	/	
17	00773406200430000	Boom Cable Bundle	1	
18	1020304982	Buzzer	1	
19	/	Relocate Control Valve	/	
20	/	Two-speed Valve	/	
21	/	Brake Valve	/	
22	00773406220420000	ECU Cable Bundle	1	
23	1029906298	Turntable Angle Limit Switch	1	
24	1021404019	Level Inclination Sensor	1	
25	1029905348	Battery Positive Pole	1	
26	/	Bonding Bolt	/	
27	1020404399	Work Warning Light	1	

ECU Cable Bundle 00773406220420000

电 路 图



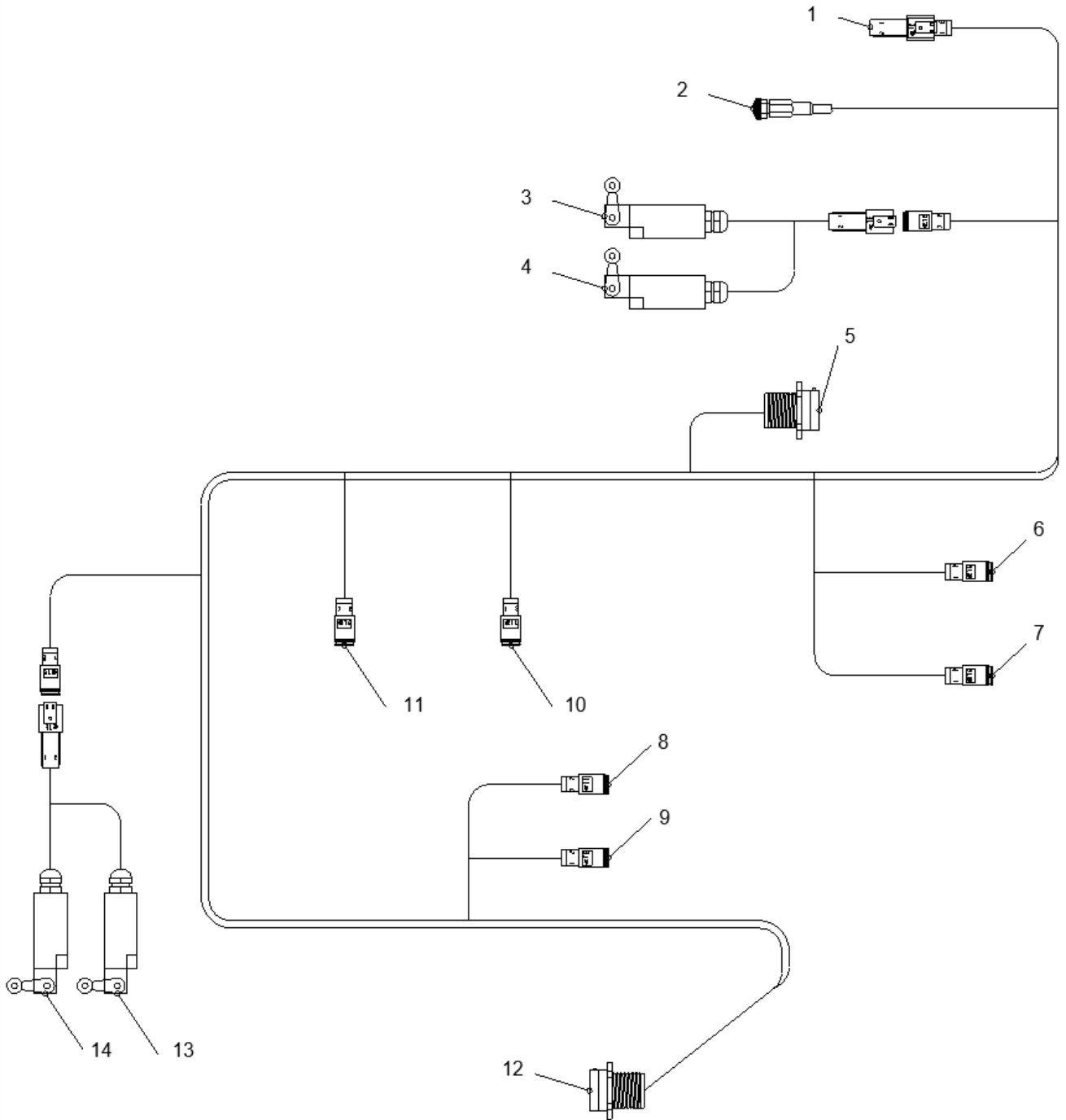


**ECU Cable Bundle 00773406220420000**

No.	Material Code	Description and Specification	Number of Units	Remark
1	00773406220410000	Turntable Cable Bundles	1	
2	/	Forward Valve	/	
3	/	Reverse Valve	/	
4	1020104107	Accelerator Motor Controller	1	
5	/	Starting Motor Controller 2	/	
6	/	Engine Excitation	/	
7	/	Cooling Liquid Temperature	/	
8	/	Engine Stop Valve	/	
9	1020305006	Preheat Relay	1	
10	/	Air Filter Blocking Alarm	/	
11	/	Oil Pressure	/	
12	/	Cooling Liquid Level	/	

Boom Cable Bundle 00773406200430000

吊臂电纜



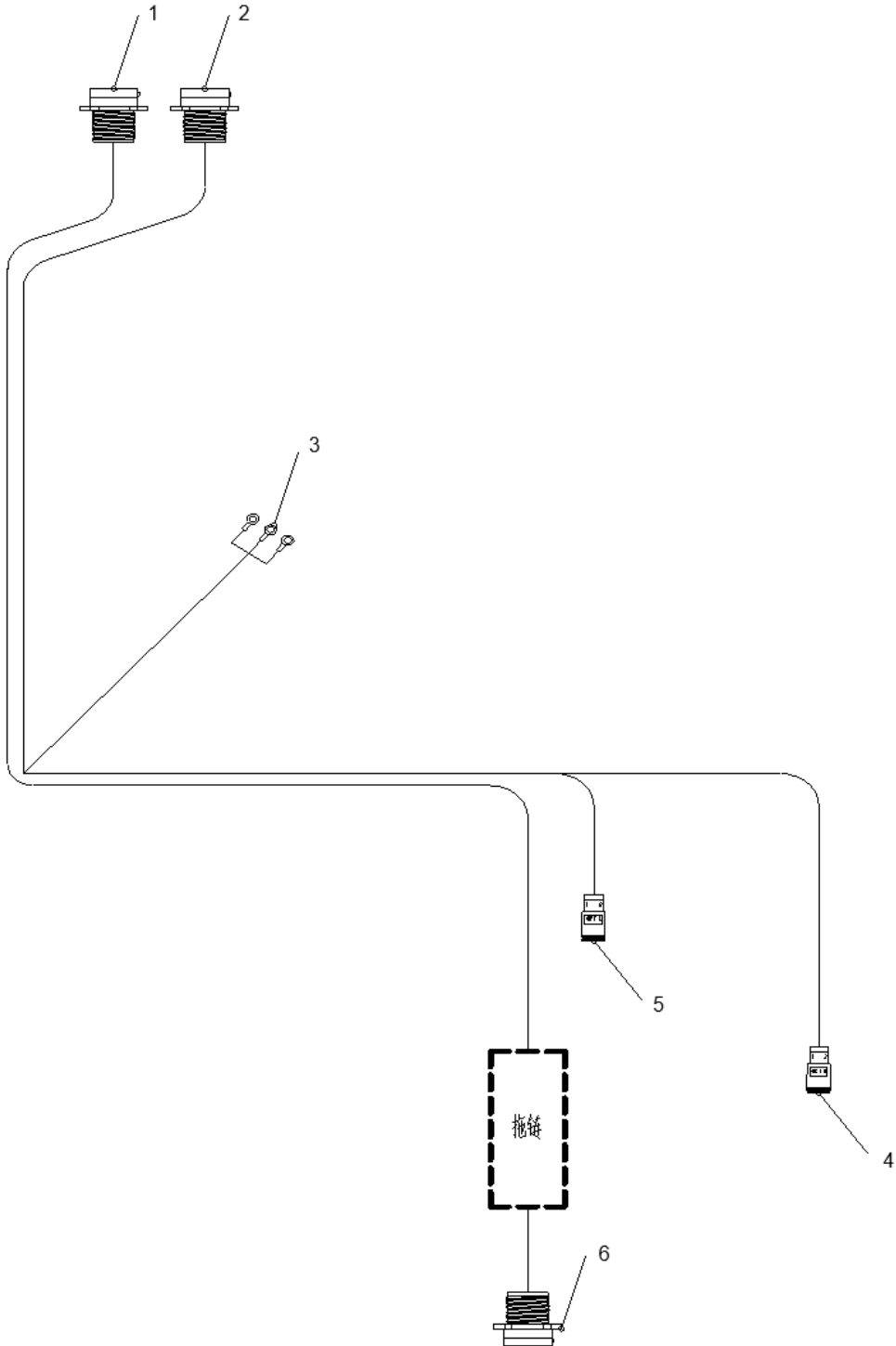
### Boom Cable Bundle 00773406200430000

No.	Material Code	Description and Specification	Number of Units	Remark
1	1020700540	Terminal Resistance	1	
2	1021404018	Dual-angle Inclination Sensor	1	
3	1020516032	Boom Length Limit Switch 2	1	
4	1020516032	Boom Length Limit Switch 1	1	
5	00773406200610000	Chain Cable	1	
6	/	Boom Lowering Switch Valve	/	
7	/	Boom Lowering Valve	/	
8	/	Tower Boom Lowering Valve	/	
9	/	Tower Boom Lowering Switch Valve	/	
10	/	Level Select Valve	/	
11	/	Telescope Select Valve	/	
12	00773406200410000	Turntable Cable Bundles	0	
13	1020516032	Tower Boom Angle Limit Switch 2	1	
14	1020516032	Tower Boom Angle Limit Switch 1	1	

Platform Cable Bundle 00773406220440000

Cable Track 00773406200610000

吊钩组接线图

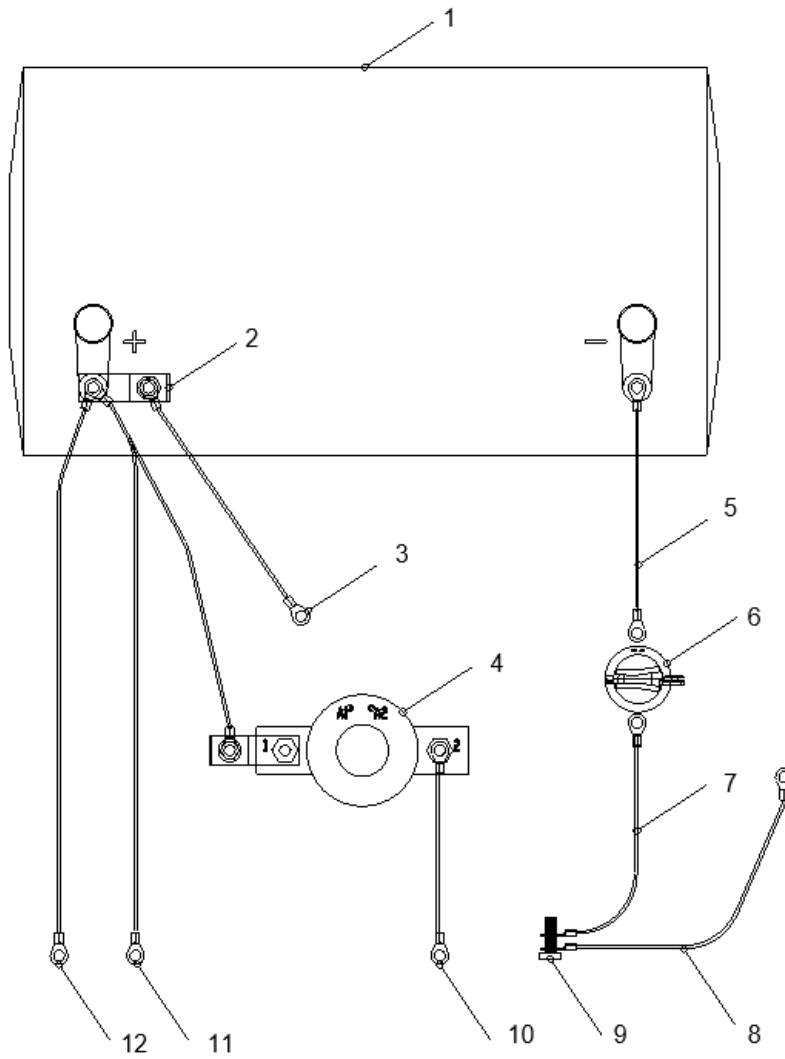


**Platform Cable Bundle 00773406220440000**  
**Cable Track 00773406200610000**

No.	Material Code	Description and Specification	Number of Units	Remark
1	00773406200210000	Platform Electric Cabinet	1	
2	00773406200210000	Platform Electric Cabinet	0	
3	1020521022	Footswitch	1	
4	/	Platform Rotate Select Valve	/	
5	1021404016	Load Cell	1	
6	00773406220430000	Boom Cable Bundle	0	

## Power Line 00773406220450000

电瓶系统图



## Power Line 00773406220450000

No.	Material Code	Description and Specification	Number of Units	Remark
1	00773401234567890	Battery	1	
2	1020605356	Fuse	2	
	0067220632181001A-c	Fuse Support	2	
	1020402443	Insulating Nut	2	
3	00773406200450050	Wire	1	
4	1020305006	DC Contactor	1	
5	00773406200450020	Wire	1	
6	1029900667	Manual Switch	1	
7	00773406200450030	Wire	1	
8	00773406200450060	Wire	1	
9	/	Bonding Bolt	/	
10	00773406220450090	Wire	1	
11	00773406200450070	Wire	1	
12	00773406200450010	Wire	1	